

Quick Guide: My Performance - SDR

This app allows you to explore all the single data return (SDR) data used to calculate educational performance indicators (EPIs). The app uses the new EPI methodology, which includes cohort-based qualification and first year retention as well as course completion and progression measures. The app will support engagement between the TEC and tertiary education organisations (TEOs) on performance improvement and make it easier for TEOs to check their data.

Examples of what you can discover

- Trends of performance over time.
- Identification of issues around parity.
- Ability to drill down to individual national student number (NSN).
- Identification of data accuracy issues for SDR reporting, EPI publication and for performance-linked funding.

Things to note

- EPIs are calculated as the overall rate and not the median.
- Latest submitted data will be used to calculate the EPIs. If you submit a SDR change that relates to EPIs, the data in the app will be refreshed overnight.
- Course completion uses the existing methodology, however, the same sources of funding are available as for the cohort-based qualification completion and first year retention indicators. Courses enrolled in non-formal qualifications and qualifications where we don't expect completions are excluded, as well as any courses that are Performance-Based Research Fund (PBRF) eligible.
- Progression from level 1-4 to higher levels are by default shown for Student Achievement Component sources of funding. However, this can be overridden by choosing any other source of funding from the filter.
- Provides a link to methodology and rules for calculating the EPIs.
- Note that the overall cohort-based qualification completion rate can be impacted by the proportion of part-time students at a provider. The rate may also not include completions where learners are enrolled in longer qualifications and does not reflect when learners transfer to another TEO before completing a qualification.
- Because of significant differences in how part-time students engage in and complete qualifications we show the volume and proportion of part-time versus full-time learners.
- Because students may change their course of study part-way through we show:
 - 1) For qualification completions - when students complete or progress to a lower or higher level qualification without completing a qualification at the same level that they initially enrolled in.
 - 2) For 1st year retention - when students complete a qualification or progress to a lower or higher level qualification without being retained at the same level after the year they enter the cohort.
- The part-time/full-time status filter only applies to qualification completions and first year retention indicators.
- All the course filters (course NZSCED, funding rate level, classification and attendance type) only applies to course completion and participation rates.

My Performance - SDR Sheets

See the next page for details on what each sheet offers:

- | | | |
|---|---|--|
| <ul style="list-style-type: none"> • Summary sheets including summary over time and parity summary • Qualification completion sheets including completions over time, by demographics, qualification and detail | <ul style="list-style-type: none"> • Course completion sheets including completions over time, by demographics, course and detail • Progression from levels 1-4 and progression from all level sheets including over time and by learner demographics | <ul style="list-style-type: none"> • Participation sheets including participation rates and EFTS ethnicity, age, cohort group, and gender. • First year retention sheets including retention over time, by demographics and detail |
|---|---|--|

Data Definitions

Take a look at the data definitions sheet in the app for more information on the following fields:

- | | | |
|--|---|---|
| <ul style="list-style-type: none"> • Attendance type • Cohort group • Course NZSCED • Qualification NZSCED | <ul style="list-style-type: none"> • Course classification • Expected Completion year • Funding rate level • Funding source | <ul style="list-style-type: none"> • Part-time/full-time status • Qualification NZQF level • Reporting year • Threshold |
|--|---|---|

For support contact TEC Sector Helpdesk: phone 0800 601 301 or email: sectorhelpdesk@tec.govt.nz

We ensure New Zealand's future success.




Quick Guide: My Performance - SDR

This app allows you to explore all the single data return (SDR) data used to calculate educational performance indicators (EPIs). The app uses the new EPI methodology, which includes cohort-based qualification and first year retention as well as course completion and progression measures. The app will support engagement between the TEC and tertiary education organisations (TEOs) on performance improvement and make it easier for TEOs to check their data.


Information provided by each sheet

Provides information about the key indicators (qualification completion, first year retention, course completion and progression) by cohort-group and qualification NZQF level over time.



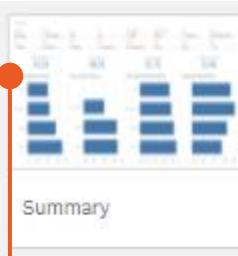
Summary over time

Provides information about the key indicators (qualification completion, first year retention, course completion and progression) by ethnicity over time.



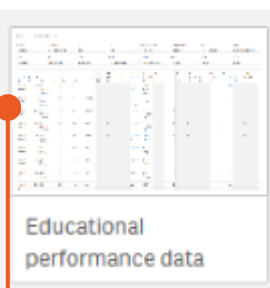
Parity summary over time

Provides information about the key indicators (qualification completion, first year retention, course completion and progression) by cohort-group and qualification NZQF level.




Summary

Provides information on individual NSN completions, progression and retention.




Educational performance data

Qualification completion sheets provide information about qualification completion rates and learner outcomes by title, NZSCED, cohort groups, part-time/full-time status, ethnicity, age, gender and NZQF level.



Qualification completion, Qualification completion over, Qualification completion over, Qualification completion by, Intended qualification and, Qualification completion detail

Course completion sheets provide information about course completion rates and EFTS by title, NZSCED, NSN, cohort group, intended qualification, ethnicity, age, gender, attendance type and NZQF level.



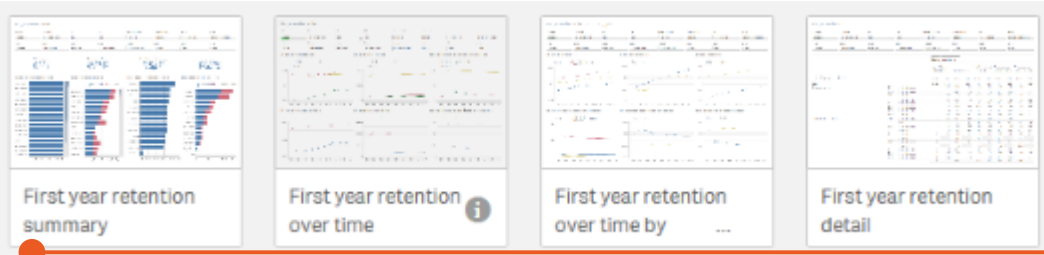
Course completion summary, Course completion over time, Course completion over time by, Course completion by course, Course completion by intended, Course completion by learner

Progression rate sheets provide information about progression rates and numbers of learners by title, NZSCED, cohort group, ethnicity, age, gender, and NZQF level.



Progression from levels 1-4, Progression from levels 1-4 over, Progression from levels 1-4 over, Progression from all levels summary, Progression from all levels over time

First year retention sheets provide information about first year retention rates and numbers of learners by qualification title, NZSCED, cohort group, part-time/full-time status, ethnicity, age, and gender.



First year retention summary, First year retention over time, First year retention over time by, First year retention detail

Participation sheets provide information about participation rates and EFTS ethnicity, age, cohort group, and gender. This includes rates overtime and commitment data.



Participation summary, Participation summary for all, Participation over time, Participation over time by cohort, Participation over time by learner ag., Participation over time by learner, Performance measures for plan, Participation for plan commitment

For support contact TEC Sector Helpdesk: phone 0800 601 301 or email: sectorhelpdesk@tec.govt.nz

We ensure New Zealand's future success.

