

# Performance of Tertiary Education Organisations

## Educational Performance Indicators

### Toi Whakaari: NZ Drama School: 2017 Reporting Year

---

#### Content of this report

#### 1. 2017 Rates for the four educational performance indicators

This report provides the 2017 rates for the educational performance indicators (EPIs) for Toi Whakaari: NZ Drama School:

- first year retention rate
- cohort-based qualification completion rate
- course completion rate
- progression rate

The methodology and rules for calculating all EPIs can be found [here](#).

The cohort-based qualification completion, first year retention, and course completion rates count enrolments for all funding sources while progression rates only include student achievement component funded enrolments.

The methodology for the course completion rate has been updated for 2017 onwards to align with the funding sources used to calculate the cohort-based qualification completion rate.

For course completion rates, this report uses grouped register levels to align with cohort-based qualification completion and first year retention rates.

The methodology for the progression rate has not changed.

#### 2. Supplemental information for cohort-based qualification completion and first year retention rates

The report also includes supplemental information to support the cohort-based qualification completion rate and first year retention rates:

- Information comparing the relative ranking of a TEO within its sub sector when using the previous and current methodologies for the qualification completion and retention rates
- Because of significant differences in how part-time students engage in and complete qualifications we show the volume and proportion of part-time versus full-time learners
- Because students may change their course of study part-way through we show:
  - o For qualification completions – when students complete or progress to a lower or higher level qualification without completing a qualification at the same level that they initially enrolled in
  - o For first year retention - when students complete a qualification or progress to a lower or higher level qualification without being retained at the same level after the year they enter the cohort

## Cohort-Based Qualification Completion Rate

This measures the number of learners out of a starting cohort who complete a qualification at the same level after a given time-frame. The rate includes, based on level of study, learners who started in 2012, 2014 and 2016. The percent of learners who either progressed to or completed at a different level than the cohort they were enrolled in is shown in the section on Supplemental and Comparative Information at the end of this report.

### All learners

<b>Overall</b>	Toi Whakaari: NZ Drama School	79%
	All PTEs	63%
	All TEOs	63%
<b>Level 8 to 10</b> 2012 starting cohort 6 year: completions up to 2017	Toi Whakaari: NZ Drama School	n/a
	All PTEs	72%
	All TEOs	70%
<b>Level 7 degree</b> 2012 starting cohort 6 year: completions up to 2017	Toi Whakaari: NZ Drama School	76%
	All PTEs	69%
	All TEOs	60%
<b>Level 4 to 7 (non degree)</b> 2014 starting cohort 4 year: completions up to 2017	Toi Whakaari: NZ Drama School	89%
	All PTEs	69%
	All TEOs	66%
<b>Level 1 to 3</b> 2016 starting cohort 2 year: completions up to 2017	Toi Whakaari: NZ Drama School	n/a
	All PTEs	62%
	All TEOs	62%

### Overall TEO cohort-based qualification completion rate

79%

	Number of learners	Completion Rate
Full-time	47	79%
Part-time	0	

### Full-time learners

<b>Overall</b>	79%
<b>Level 8 to 10</b>	n/a
<b>Level 7 degree</b>	76%
<b>Level 4 to 7 (non degree)</b>	89%
<b>Level 1 to 3</b>	n/a

### Part-time learners

<b>Overall</b>	n/a
<b>Level 8 to 10</b>	n/a
<b>Level 7 degree</b>	n/a
<b>Level 4 to 7 (non degree)</b>	n/a
<b>Level 1 to 3</b>	n/a

**n/a values or blank fields** indicate that there is no data for the indicator for this organisation.

\* indicates that the data has been suppressed as one or more of the values is less than 10.

Sector and subsector rates are median values.

## First Year Retention Rate

This rate measures, for longer qualifications, how many learners re-enrolled at the same level in the year after they enter the cohort. The percent of learners who either completed or re-enrolled at a different level is shown in the section on Supplemental and Comparative Information at the end of this report.

### First year retention rates of 2016 starting cohort by levels

Overall	Toi Whakaari: NZ Drama School	88%
	All PTEs	62%
	All TEOs	63%
Level 8 to 10	Toi Whakaari: NZ Drama School	n/a
	All PTEs	47%
	All TEOs	68%
Level 7 degree	Toi Whakaari: NZ Drama School	88%
	All PTEs	71%
	All TEOs	73%
Level 4 to 7 (non degree)	Toi Whakaari: NZ Drama School	89%
	All PTEs	56%
	All TEOs	54%

### Overall TEO first year retention rate

88%

**n/a values or blank fields** indicate that there is no data for the indicator for this organisation.

\* indicates that the data has been suppressed as one or more of the values is less than 10.

Sector and subsector rates are median values.

## EFTS-Weighted Course Completion Rate

This measure shows the proportion of courses that are successfully completed.

**Note:** The methodology for the EFTS-weighted course completion rate has not changed, however it now includes all sources of funding where we expect a course completion.

### By level of study

### Overall TEO EFTS-weighted course completion rate

Overall	Toi Whakaari: NZ Drama School	93%
	All PTEs	81%
	All TEOs	81%
Level 8 to 10	Toi Whakaari: NZ Drama School	n/a
	All PTEs	86%
	All TEOs	90%
Level 7 degree	Toi Whakaari: NZ Drama School	92%
	All PTEs	90%
	All TEOs	88%
Level 4 to 7 (non degree)	Toi Whakaari: NZ Drama School	100%
	All PTEs	87%
	All TEOs	84%
Level 1 to 3	Toi Whakaari: NZ Drama School	n/a
	All PTEs	73%
	All TEOs	73%

93%

**n/a values or blank fields** indicate that there is no data for the indicator for this organisation.

\* indicates that the data has been suppressed as one or more of the values is less than 10.

Sector and subsector rates are median values.

## Student Progression to Higher Level Study

This measure shows the proportion of students in a given year who progress to study at a higher level after completing a Level 1 to 4 Student Achievement Component funded qualification.

**Note:** The methodology for the student progression to higher level of study rate has not changed.

### By level of study progressing from

Overall	Toi Whakaari: NZ Drama School	n/a
	All PTEs	27%
	All TEOs	28%
Level 4	Toi Whakaari: NZ Drama School	n/a
	All PTEs	20%
	All TEOs	22%
Level 3	Toi Whakaari: NZ Drama School	n/a
	All PTEs	30%
	All TEOs	31%
Level 2	Toi Whakaari: NZ Drama School	n/a
	All PTEs	40%
	All TEOs	48%
Level 1	Toi Whakaari: NZ Drama School	n/a
	All PTEs	46%
	All TEOs	48%

### Overall TEO progression rate

n/a

**n/a values or blank fields** indicate that there is no data for the indicator for this organisation.

\* indicates that the data has been suppressed as one or more of the values is less than 10.

Sector and subsector rates are median values.

## Relative Results Across Educational Performance Indicators

### Cohort-based qualification completion

This measures the number of learners out of a starting cohort who successfully complete at the same level after a given time-frame.

	Name	Rate
	PTE subsector median	63%
	All of sector median	63%
1	Kokiri Marae Keriana Olsen Trust	99%
2	Capernwray Bible School	98%
3	Evolution School of Holistic Therapies	97%
4	North Shore Language School	95%
5	Royal Business College Limited	95%
6	NZ Inst of Electrolysis & Beauty Therapy	95%
7	Polyethnic Institute of Studies	95%
8	Vineyard College	95%
9	Peter Minturn (NZ) Goldsmith School	94%
10	Mr Barber Training Centre	94%
11	Techtorium NZ Institute of IT Ltd	93%
12	Kyrewood Equestrian Centre Limited	92%
13	New Zealand School of Tourism	92%
14	Blueprint for Learning	92%
15	Tautoko Work Trust	92%
16	MSL Training Ltd	92%
17	New Zealand College of Chiropractic	91%
18	Southern Wings Limited	91%
19	Lakeland Learning Company Limited	90%
20	Auckland East City Elim Church	90%
20	New Zealand Skydiving School Ltd	90%
20	Whitecliffe College of Arts and Design	90%

### First year retention rate

This rate measures, for longer qualifications, how many learners re-enrolled in the same level in the year after they enter the cohort.

	Name	Rate
	PTE subsector median	62%
	All of sector median	63%
1	Christchurch Helicopters	100%
1	International Travel College of NZ	100%
3	New Zealand College of Chiropractic	94%
4	Toi Whakaari: NZ Drama School	88%
5	AIS	86%
6	Nelson Aviation College	85%
7	EDENZ Colleges	83%
8	New Zealand Tertiary College Limited	83%
9	Queenstown Resort College	81%
10	Wellpark College	81%
11	Media Design School Limited	81%
12	Naturopathic College of New Zealand	80%
12	Te Wananga Takiura	80%
14	North Shore International Academy (NSIA)	80%
15	Te Rito Maioha Early Childhood NZ Inc	76%
16	Animation College New Zealand Limited	75%
17	L3 Airline Academy (Hamilton)	75%
17	South Pacific Bible College	75%
17	Whitireia New Zealand Limited	75%
20	Bethlehem Institute Limited	73%
21	Good Shepherd College - Te Heparā Pai	71%

### EFTS-weighted course completion

This measure shows the proportion of courses that are successfully completed.

	Name	Rate
	PTE subsector median	81%
	All of sector median	81%
1	ITTI	100%
1	New Zealand Training Centre	100%
1	Te Kotahitanga Training	100%
4	Eastwest Coll of Intercultural Studies	100%
5	Hillary Outdoors Education Centres	99%
6	Airways Training Centre	98%
7	Techtorium NZ Institute of IT Ltd	98%
8	Auckland East City Elim Church	97%
9	South Pacific Bible College	97%
10	Westport Deep Sea Fishing School	97%
11	New Zealand College of Chiropractic	97%
12	Institute of Professional Legal Studies	96%
13	Alpha Training Centre	96%
14	Manaaki Ora	96%
15	Ringa Atawhai Matauranga	96%
16	Vineyard College	96%
17	Auckland City Training School	96%
18	Mr Barber Training Centre	96%
19	New Zealand School of Radio Limited	95%
20	Polyethnic Institute of Studies	95%
21	Good Shepherd College - Te Heparā Pai	95%
22	College of Law NZ	95%

### Student progression to higher levels of study

This measure shows the proportion of students in a given year who progress to study at a higher level after completing a Level 1 to 4 Student Achievement Component funded qualification.

	Name	Rate
	PTE subsector median	27%
	All of sector median	28%
1	Design and Arts College of NZ Ltd	100%
1	Hungry Creek Art and Crafts School	100%
3	South Pacific College of Natural Medicin	92%
4	Laidlaw College Incorporated	86%
5	New Zealand Inst of Fashion Tech Ltd	84%
6	Peter Minturn (NZ) Goldsmith School	75%
7	Whitecliffe College of Arts and Design	75%
8	Subsea Training Centre	72%
9	Alphacrucis International College	70%
10	Excel Ministries - Performing Arts	67%
11	New Zealand School of Tourism	64%
12	Hillary Outdoors Education Centres	63%
13	New Zealand College of Chinese Medicine	60%
14	Whitireia New Zealand Limited	60%
15	New Zealand Management Academies	58%
16	Auckland City Training School	56%
17	Praxis	55%
18	International Travel College of NZ	53%
19	Anamata PTE - Whakatane	50%
19	NZ College of Massage	50%
19	Sue's Computer Training Company	50%

**n/a values or blank fields** indicate that there is no data for the indicator for this organisation.

\* indicates that the data has been suppressed as one or more of the values is less than 10.

Sector and subsector rates are median values.

23	Alpha Training Centre	89%	22	Queens Academic Group Limited	70%	23	Nelson Aviation College	94%	22	Capital Training	48%
24	Academy of Diving Trust	88%	23	Future Skills Academy Limited	67%	24	New Zealand School of Dance	94%	23	The Learning Connexion Limited	47%
25	South Seas Film & Television School Ltd	88%	23	International Aviation Academy of NZ Ltd	67%	25	South Seas Film & Television School Ltd	94%	24	Harrington\Vaughan Academy of Hairdress	47%
26	AIS	86%	23	Wanaka Helicopters	67%	26	International Aviation Academy of NZ Ltd	94%	25	MSL Training Ltd	47%
27	Academy Group (NZ) Limited	86%	26	New Zealand College of Chinese Medicine	66%	27	Wanaka Helicopters	94%	26	English Teaching College	45%
27	Auckland City Training School	86%	27	Te Kohanga Reo National Trust Board	65%	28	Waikato Institute of Education	94%	27	Quantum Education Group ES Ltd	45%
29	Institute of Professional Legal Studies	86%	28	New Zealand Training Centre	65%	29	NZ Inst of Electrolysis & Beauty Therapy	94%	28	Evolution School of Holistic Therapies	42%
30	Ashton Warner Nanny Academy	86%	29	Whitecliffe College of Arts and Design	65%	30	Crown Institute of Studies	93%	29	Naturopathic College of New Zealand	41%
30	Eastwest Coll of Intercultural Studies	86%	30	Hungry Creek Art and Crafts School	64%	31	NZ Institute of Education 2007 Limited	93%	30	Servilles Academy Limited	41%
32	Vet Nurse plus Limited	85%	30	South Seas Film & Television School Ltd	64%	32	Toi Whakaari: NZ Drama School	93%	31	The Professional Bar & Restaurant School	41%
33	ITTI	84%	32	IPU New Zealand	63%	33	Pacific Int Hotel Management School Ltd	93%	32	New Zealand School of Education Limited	40%
34	The National School of Aesthetics	84%	33	ICL Business School	62%	34	New Zealand Skydiving School Ltd	93%	32	North Shore International Academy (NSIA)	40%
35	CPS Training	84%	34	Waikato Aero Club (Inc)	62%	35	ICA	93%	34	Avonmore Tertiary Institute	39%
36	Taranaki Educare	84%	35	Alphacrucis International College	60%	36	North Shore International Academy (NSIA)	93%	35	Premier Hairdressing Academy	39%
37	North Shore International Academy (NSIA)	83%	36	South Pacific College of Natural Medicin	59%	37	CPS Training	92%	36	Taranaki Educare	39%
38	Servilles Academy Limited	83%	37	Carey Baptist College	59%	38	Maata Waka Enterprises	92%	37	New Zealand Welding School	39%
39	Praxis	83%	38	New Zealand Management Academies	59%	39	Air New Zealand Aviation Institute	92%	38	BEST Pacific Institute of Education Ltd	38%
40	Skills 4 Work Incorporated	83%	39	Laidlaw College Incorporated	59%	40	Te Wananga Whare Tapere O Takitimu	92%	39	Palmerston North School of Design Ltd	38%
41	ICA	82%	40	Praxis	52%	41	Responsive Trade Education Limited	92%	40	Kyewood Equestrian Centre Limited	38%
42	ACG Tertiary & Careers	82%	41	Air Hawkes Bay	50%	42	NZ Graduate School of Education Limited	91%	41	People Potential Limited	37%
43	Face and Beauty Academy	82%	41	Maata Waka Enterprises	50%	43	South Pacific College of Natural Medicin	91%	42	Manaaki Ora	37%
44	Air New Zealand Aviation Institute	82%	41	New Zealand School of Education Limited	50%	44	Southern Wings Limited	91%	43	Skills Update Training Institute	36%
45	Strive Community Trust Training	82%	44	Anamata PTE - Whakatane	45%	45	Praxis	91%	44	Faith Bible College	36%
46	Nelson Training Centre	82%	45	New Zealand School of Dance	41%	46	Subsea Training Centre	91%	45	National Trade Academy Ltd	35%
47	The Hairdressing College	81%	46	Palmerston North School of Design Ltd	40%	47	Turanga Ararau	91%	46	NZ Institute of Education 2007 Limited	34%
48	NZ College of Massage	81%	47	Bay of Plenty College of Homeopathy Ltd	37%	48	North Shore Helicopter Training	91%	47	Ignite Colleges	33%
49	New Zealand Inst of Fashion Tech Ltd	81%	47	The Learning Connexion Limited	37%	49	Peter Minturn (NZ) Goldsmith School	90%	47	International College of Camille	33%
50	Avon City Ford Training Services	81%	49	Pacific Int Hotel Management School Ltd	35%	50	North Shore Language School	90%	49	The Hairdressing College	31%
51	Nelson Aviation College	81%	50	NZ School of Acupuncture & TCM	28%	51	L3 Airline Academy (Hamilton)	90%	50	Waikato School of Hairdressing Limited	29%
52	English Teaching College	80%							51	Quantum Education Group Limited	29%
53	Samala Robinson Academy Ltd	80%									
54	Elite Int School Of Beauty Therapy	80%									

**n/a values or blank fields** indicate that there is no data for the indicator for this organisation.

\* indicates that the data has been suppressed as one or more of the values is less than 10.

Sector and subsector rates are median values.

55	Porse Education & Training	79%	51	NZ College of Massage	26%	52	Catholic Institute of Aotearoa NZ	90%	52	Academy of Diving Trust	28%
56	Avonmore Tertiary Institute	79%	52	ATC New Zealand	24%	53	Queens Academic Group Limited	90%	53	EDENZ Colleges	28%
57	Turanga Ararau	79%	53	Ardmore Flying School	22%	54	MSL Training Ltd	89%	53	Training For You Limited	28%
58	AMS Group Training	79%	54	Southern Wings Limited	17%	55	New Zealand College of Chinese Medicine	89%	55	HLC	28%
58	Toi Whakaari: NZ Drama School	79%	55	NZ International Commercial Pilot Academ	14%	56	Royal Business College Limited	89%	55	North Shore Language School	28%
60	New Zealand Training Centre	79%	56	ICA	9%	57	NZ College of Massage	89%	57	Solomon Group	27%
61	Media Design School Limited	79%	57	Avonmore Tertiary Institute	9%	58	Laidlaw College Incorporated	89%	58	Advance Training Centres	27%
62	Excel Ministries - Performing Arts	77%	58	Te Wananga Whare Tapere O Takitimu	6%	59	AIS	89%	59	Quantum Education Group QT Limited	27%
63	EDENZ Colleges Ltd	77%	59	Intueri Education	1%	60	Faith Bible College	89%	60	Fairview Educational Services Limited	27%
64	People Potential Limited	77%	60	Air New Zealand Aviation Institute	0%	61	Carey Baptist College	88%	61	Te Kohanga Reo National Trust Board	26%
65	Faith Bible College	77%	60	BEST Pacific Institute of Education Ltd	0%	62	Hair to Train	88%	62	Onsite Education	26%
66	New Zealand School of Education Limited	77%	60	Eastwest Coll of Intercultural Studies	0%	63	Air Hawkes Bay	88%	63	Target Education	26%
67	NZ School of Food and Wine Ltd	76%	60	North Shore Helicopter Training	0%	64	Whitireia New Zealand Limited	88%	64	KIWA Institute of Education	25%
68	Aromaflex Academy	76%	60	Pathways Bible and Mission College	0%	65	Pathways Bible and Mission College	88%	65	Ashton Warner Nanny Academy	25%
69	The Professional Bar & Restaurant School	76%	60	Quantum Education Group Limited	0%	66	Whitecliffe College of Arts and Design	88%	66	Cornerstone Education	25%
70	Capital Training	76%	60	Quantum Education Group QT Limited	0%	67	Queenstown Resort College	88%	67	Crown Institute of Studies	24%
71	Fairview Educational Services Limited	75%	60	SAE Institute	0%	68	Bethlehem Institute Limited	88%	68	Workforce Development Limited	24%
72	Subsea Training Centre	74%				69	Hungry Creek Art and Crafts School	88%	69	Taratahi Agricultural Training Centre	24%
73	Nelson Technical Institute Ltd	74%				70	Te Rito Maioha Early Childhood NZ Inc	87%	70	Land Based Training Limited	24%
74	New Zealand Tertiary College Limited	73%				71	Alphacrucis Limited	87%	71	DAS International Academy	23%
75	New Zealand Management Academies	73%				72	Vet Nurse plus Limited	87%	72	Future Skills Academy Limited	23%
76	New Zealand School of Dance	73%				73	The Hairdressing College	86%	73	Waikato Institute of Education	23%
77	EDENZ Colleges	72%				74	Academy of Diving Trust	86%	74	Intueri Education	22%
78	Te Rito Maioha Early Childhood NZ Inc	72%				75	New Zealand School of Tourism	86%	75	The College of Future Learning NZ Ltd	21%
79	Solomon Group	72%				76	New Zealand Tertiary College Limited	86%	76	Face and Beauty Academy	21%
80	SAE Institute	72%				77	Lakeland Learning Company Limited	86%	77	Auckland Hotel & Chefs Training School	20%
81	The Learning Connexion Limited	71%				78	Servilles Academy Limited	86%	77	Community Colleges New Zealand Ltd	20%
82	International Travel College of NZ	71%				79	Avonmore Tertiary Institute	86%	77	Patrick's School of Hairdressing Limited	20%
83	Yoobee School of Design	71%				80	Taranaki Educare	85%	77	The Methodist Mission	20%
84	Te Wananga Takiura	71%				81	Excel Ministries - Performing Arts	85%	81	New Zealand Institute of Sport	19%
85	Waikato School of Hairdressing Limited	71%				82	Evolution School of Holistic Therapies	85%	82	Education Action Limited	19%

**n/a values or blank fields** indicate that there is no data for the indicator for this organisation.

\* indicates that the data has been suppressed as one or more of the values is less than 10.

Sector and subsector rates are median values.



86	Hair to Train		70%
87	DAS International Academy		70%
88	Intueri Education		70%
89	Community Colleges New Zealand Ltd		70%
90	KIWA Institute of Education		70%
91	New Zealand Institute of Sport		70%
92	Maniapoto Training Agency		70%
93	Animation College New Zealand Limited		70%
94	Responsive Trade Education Limited		68%
95	Auckland Hotel & Chefs Training School		68%
96	Taruna College		68%
97	Te Kohanga Reo National Trust Board		68%
98	Queens Academic Group Limited		68%
99	Quantum Education Group QT Limited		67%
100	East Auckland Performing Arts Limited		67%
100	International Aviation Academy of NZ Ltd		67%
100	Queenstown Resort College		67%
103	NZ College of Early Childhood Education		66%
104	Netcor Campus (NZ Education & Tourism)		66%
105	New Zealand Welding School		66%
106	Air Hawkes Bay		66%
107	Ignite Colleges		66%
108	Target Education		65%
109	C Hayes Engineering Training Division		65%
110	International College of Camille		65%
111	Front-Line Training Consultancy Limited		64%
112	School of Business Ltd		64%
113	Sobieski Consultants (Training Division)		64%

83	Sobieski Consultants (Training Division)		85%
84	Wellpark College		85%
85	Ignite Colleges		84%
86	English Teaching College		84%
87	Te Wananga Takiura		84%
88	New Zealand Playcentre Federation Inc		84%
89	EDENZ Colleges		84%
90	Aromaflex Academy		84%
91	Christchurch Helicopters		83%
92	Nelson Technical Institute Ltd		83%
93	Auckland Hotel & Chefs Training School		83%
94	Face and Beauty Academy		83%
95	New Zealand Management Academies		83%
96	New Zealand Inst of Fashion Tech Ltd		83%
97	ICL Business School		82%
98	DAS International Academy		82%
99	New Zealand School of Education Limited		82%
100	Avon City Ford Training Services		82%
101	Target Education		81%
102	Bay of Plenty College of Homeopathy Ltd		81%
103	Ashton Warner Nanny Academy		81%
104	C Hayes Engineering Training Division		81%
105	AMS Group Training		81%
106	Media Design School Limited		81%
107	International Travel College of NZ		81%
108	Waikato School of Hairdressing Limited		81%
109	SAE Institute		81%
110	Naturopathic College of New Zealand		81%
111	Samala Robinson Academy Ltd		81%
112	Kokiri Marae Keriana Olsen Trust		81%

83	NZ School of Food and Wine Ltd		17%
84	Agriculture New Zealand		17%
85	Auckland East City Elim Church		16%
85	Hair to Train		16%
87	ATC New Zealand		16%
88	Turanga Ararau		15%
89	Wellcare Education Limited		14%
90	Blueprint for Learning		13%
91	Air New Zealand Aviation Institute		13%
92	Nelson Technical Institute Ltd		13%
92	Netcor Campus (NZ Education & Tourism)		13%
92	Polyethnic Institute of Studies		13%
95	Porse Education & Training		12%
96	Elite Int School Of Beauty Therapy		11%
97	Waikato Institute for Leisure and Sport		11%
98	Pacific Coast Technical Institute		9%
99	Aromaflex Academy		9%
100	School of Business Ltd		8%
101	Vineyard College		7%
102	New Zealand School of Radio Limited		6%
103	The National School of Aesthetics		6%
104	Safety N Action		5%
104	Samala Robinson Academy Ltd		5%
106	Mr Barber Training Centre		5%
107	AMS Group Training		5%
108	National College of Security Personnel		4%
109	Ag Challenge Limited		4%
110	Taruna College		3%
111	G & H Training		3%
112	Academy Group (NZ) Limited		2%
113	EnterpriseMIT		2%
114	Alpha Training Centre		0%

**n/a values or blank fields** indicate that there is no data for the indicator for this organisation.

\* indicates that the data has been suppressed as one or more of the values is less than 10.

Sector and subsector rates are median values.

114	Waikato Institute for Leisure and Sport		64%
115	Future Skills Academy Limited		63%
116	Waikato Aero Club (Inc)		63%
117	Pacific Int Hotel Management School Ltd		63%
118	Crown Institute of Studies		63%
119	South Pacific Bible College		63%
120	Land Based Training Limited		62%
121	Education Action Limited		62%
122	Regent Training Centre Limited		62%
123	Training For You Limited		62%
124	Horizon Education Limited		62%
125	Design and Arts College of NZ Ltd		62%
126	HLC		62%
127	Whitireia New Zealand Limited		61%
128	Westport Deep Sea Fishing School		61%
129	U Turn Community Training Services		61%
130	Palmerston North School of Design Ltd		60%
131	New Zealand School of Radio Limited		59%
132	Ag Challenge Limited		59%
133	G & H Training		59%
134	Te Kura Motuhake o Te Ataarangi Inc		59%
135	Good Shepherd College - Te Heparā Pai		58%
136	South Pacific College of Natural Medicin		58%
137	Hungry Creek Art and Crafts School		57%
138	Wellpark College		57%
139	Workforce Development Limited		56%
140	Harrington\Vaughan Academy of Hairdress		56%
141	Cornerstone Education		56%
142	VisionWest Community Trust		56%
143	Anamata PTE - Whakatane		55%

113	NZ School of Acupuncture & TCM		80%
114	Literacy Aotearoa		80%
115	People Potential Limited		80%
116	English Language Partners NZ		79%
117	The National School of Aesthetics		79%
118	New Zealand Institute of Sport		79%
119	Animation College New Zealand Limited		79%
120	Waikato Aero Club (Inc)		79%
121	Cornerstone Education		79%
122	Ardmore Flying School		78%
123	Alphacrucis International College		77%
124	Ag Challenge Limited		77%
125	Porse Education & Training		77%
126	NZ School of Food and Wine Ltd		77%
127	IPU New Zealand		76%
128	Anamata PTE - Whakatane		76%
129	The Learning Connexion Limited		76%
130	Horizon Education Limited		76%
131	ACTS Institute of New Zealand		76%
132	HLC		76%
133	Te Kohanga Reo National Trust Board		76%
134	Kyrewood Equestrian Centre Limited		75%
135	Aperfield Montessori Trust		75%
136	KIWA Institute of Education		75%
137	Premier Hairdressing Academy		74%
138	Fairview Educational Services Limited		74%
139	Palmerston North School of Design Ltd		74%
140	Community Colleges New Zealand Ltd		74%
141	ATC New Zealand		73%
142	U Turn Community Training Services		73%
143	Wellcare Education Limited		73%
144	Sue's Computer Training Company		73%

114	NZ Inst of Electrolysis & Beauty Therapy		0%
114	Success Maker Education Centre		0%
114	Te Kura Motuhake o Te Ataarangi Inc		0%
114	Trade Education Limited		0%
Toi Whakaari: NZ Drama School			n/a

**n/a values or blank fields** indicate that there is no data for the indicator for this organisation.

\* indicates that the data has been suppressed as one or more of the values is less than 10.

Sector and subsector rates are median values.

144	Premier Hairdressing Academy		55%
145	Te Roopu A Iwi o Te Arawa		55%
146	NZ Institute of Education 2007 Limited		54%
147	Taratahi Agricultural Training Centre		54%
148	Dunedin Training Centre		53%
149	NZ School of Acupuncture & TCM		53%
150	ATC New Zealand		53%
151	Kershaw Training Enterprises		53%
152	Employ NZ		52%
153	The College of Future Learning NZ Ltd		51%
154	Naturopathic College of New Zealand		51%
155	Tipu Ora		50%
156	Onsite Education		49%
157	Te Wananga Whare Tapere O Takitimu		48%
158	The Salvation Army Employment Plus		48%
159	Endeavour Technical Training		48%
160	Quantum Education Group ES Ltd		47%
161	SPI Institute Limited		47%
162	Quantum Education Group Limited		47%
163	Laidlaw College Incorporated		46%
164	New Zealand Equine Training Limited		46%
165	National College of Security Personnel		46%
166	Te Kokiri Development Consultancy Inc		46%
167	National Trade Academy Ltd		45%
168	Lotus Holistic Centre		45%
169	Pacific Coast Technical Institute		45%
170	Bethlehem Institute Limited		44%
171	Gisborne Development Incorporated		44%
172	Agriculture New Zealand		43%
173	Construction Trade Training Unit		42%
174	The Methodist Mission		42%

145	Success Maker Education Centre	72%	
146	Harrington\Vaughan Academy of Hairdress		72%
147	Endeavour Technical Training		71%
148	New Zealand Welding School		71%
149	Capital Training		71%
150	Education Action Limited		71%
151	Intueri Education		71%
152	Future Skills Academy Limited		70%
153	NZ International Commercial Pilot Academ		70%
154	Solomon Group		70%
155	Waikato Institute for Leisure and Sport		70%
156	Strive Community Trust Training		70%
157	The Salvation Army Employment Plus		70%
158	Training For You Limited		70%
159	SPI Institute Limited		69%
160	Land Based Training Limited		68%
161	Nelson Training Centre		68%
162	Netcor Campus (NZ Education & Tourism)		68%
163	Regent Training Centre Limited		66%
164	Dunedin Training Centre		66%
165	The College of Future Learning NZ Ltd		65%
166	Workforce Development Limited		65%
167	Quality Training Services		65%
168	Bay Agricultural Training Limited		65%
169	Kershaw Training Enterprises		64%
170	Employ NZ		64%
171	Taratahi Agricultural Training Centre		63%
172	Advance Training Centres		63%
173	VisionWest Community Trust		62%
174	National Trade Academy Ltd		62%
175	FEATS Ltd		62%

**n/a values or blank fields** indicate that there is no data for the indicator for this organisation.

\* indicates that the data has been suppressed as one or more of the values is less than 10.

Sector and subsector rates are median values.

175	FEATS Ltd	<div></div>	42%
176	National Council of YMCAs of New Zealand	<div></div>	42%
177	Matapuna Training Centre	<div></div>	41%
178	Carey Baptist College	<div></div>	41%
179	Literacy Aotearoa	<div></div>	41%
180	Skills Update Training Institute	<div></div>	41%
181	Whakato te Matauranga	<div></div>	40%
182	Quality Training Services	<div></div>	40%
183	Alphacrucis International College	<div></div>	40%
184	Tectra Limited	<div></div>	39%
185	Service Skills Centre	<div></div>	39%
186	Trade and Commerce Centre	<div></div>	39%
187	Manaakitanga Aotearoa Charitable Trust	<div></div>	39%
188	BEST Pacific Institute of Education Ltd	<div></div>	38%
189	Wellcare Education Limited	<div></div>	38%
190	EnterpriseMIT	<div></div>	38%
191	Patrick's School of Hairdressing Limited	<div></div>	37%
192	Aperfield Montessori Trust	<div></div>	36%
193	Maata Waka Enterprises	<div></div>	33%
193	Pacific Training Institute (PTI)	<div></div>	33%
195	Advance Training Centres	<div></div>	32%
196	Golden Bay Work Centre Trust	<div></div>	31%
196	Te Kotahitanga Training	<div></div>	31%
198	Catholic Institute of Aotearoa NZ	<div></div>	30%
199	NZ Graduate School of Education Limited	<div></div>	30%
200	Airways Training Centre	<div></div>	29%
201	ACTS Institute of New Zealand	<div></div>	28%
201	Morrinsville Training Centre Ltd	<div></div>	28%
203	ICL Business School	<div></div>	27%
204	Success Maker Education Centre	<div></div>	26%
205	VETEL	<div></div>	26%

176	Matapuna Training Centre	<div></div>	62%
177	G & H Training	<div></div>	62%
178	Skills Update Training Institute	<div></div>	60%
179	School of Business Ltd	<div></div>	59%
180	Abel Tasman Educational Trust	<div></div>	59%
181	National College of Security Personnel	<div></div>	59%
182	Gisborne Development Incorporated	<div></div>	55%
183	National Council of YMCAs of New Zealand	<div></div>	55%
184	Service Skills Centre	<div></div>	54%
185	Whakato te Matauranga	<div></div>	53%
186	Trade and Commerce Centre	<div></div>	53%
187	Front-Line Training Consultancy Limited	<div></div>	51%
188	The Professional Bar & Restaurant School	<div></div>	50%
189	Trade Education Limited	<div></div>	48%
190	VETEL	<div></div>	45%
191	Maniapoto Training Agency	<div></div>	45%
192	Onsite Education	<div></div>	41%
193	Te Kokiri Development Consultancy Inc	<div></div>	40%
194	The Methodist Mission	<div></div>	39%
195	EnterpriseMIT	<div></div>	36%
196	Pacific Coast Technical Institute	<div></div>	35%
197	Quantum Education Group QT Limited	<div></div>	29%
198	Quantum Education Group Limited	<div></div>	25%
199	Elite Int School Of Beauty Therapy	<div></div>	25%
200	Quantum Education Group ES Ltd	<div></div>	25%
201	Te Arawa Lakes Trust	<div></div>	21%
202	Academy Group (NZ) Limited	<div></div>	17%
203	Capernwray Bible School	<div></div>	12%
204	BEST Pacific Institute of Education Ltd	<div></div>	11%
205	Computer Power (NZ) Ltd (Spherion)	<div></div>	0%

**n/a values or blank fields** indicate that there is no data for the indicator for this organisation.

\* indicates that the data has been suppressed as one or more of the values is less than 10.

Sector and subsector rates are median values.

206	Trade Education Limited	25%
207	New Zealand College of Chinese Medicine	24%
208	IPU New Zealand	24%
209	Hillary Outdoors Education Centres	22%
210	Waikato Institute of Education	22%
211	Safety N Action	20%
212	Alphacrucis Limited	19%
213	Martin-Hautus	18%
214	Trinity Methodist Theological College	17%
215	Bay of Plenty College of Homeopathy Ltd	10%
216	Abel Tasman Educational Trust	7%
216	Agribusiness Training Limited	7%
218	L3 Airline Academy (Hamilton)	2%
219	Air Hawke's Bay Ltd	0%
219	Bay Agricultural Training Limited	0%
219	Hawk Enterprises Ltd	0%
219	Helipro Aviation	0%
219	HFT Limited	0%
219	New Zealand Playcentre Federation Inc	0%
219	NZ International Commercial Pilot Academ	0%
219	Pathways Bible and Mission College	0%
219	Sue's Computer Training Company	0%
219	Te Arawa Lakes Trust	0%
219	Te Whare Wananga O Te Pihopatanga	0%

205	Martin-Hautus	0%
-----	---------------	----

**n/a values or blank fields** indicate that there is no data for the indicator for this organisation.

\* indicates that the data has been suppressed as one or more of the values is less than 10.

Sector and subsector rates are median values.

## Supplemental and Comparative Information

### Cohort-based Qualification Completion and First Year Retention Rates

The following tables and graphs provide supplemental information on the cohort-based qualification completion rate and the first year retention rate, and should support a fuller understanding of these two rates.

#### Cohort-Based Qualification Completion Rate

##### Part-time vs full-time study and completions/progressions to lower or higher levels

The following table shows the volume of part-time versus full-time learners studying at different register levels. It also shows when learners have completed a lower-level or higher-level qualification from which they originally started.

Cohort	Starting cohort year	Number of learners in starting cohort			Qualification completion Rate	Other qualification completion		Non-completion progression	
		Full-time	Part-time	All		Higher level Rate	Lower level Rate	Higher level Rate	Lower level Rate
Level 1 to 3	2016								
Level 4 to 7 (non degree)	2014	*	*	*	89%	0%	0%	0%	0%
Level 7 degree	2012	38	0	38	76%	0%	0%	0%	3%
Level 8 to 10	2012								

**Qualification completion:** This measures how many learners in a cohort successfully complete at the same level.

**Qualification completion at other levels:** This measures how many learners in a cohort, who have not completed a qualification as part of the cohort but have completed a qualification at a higher or lower level.

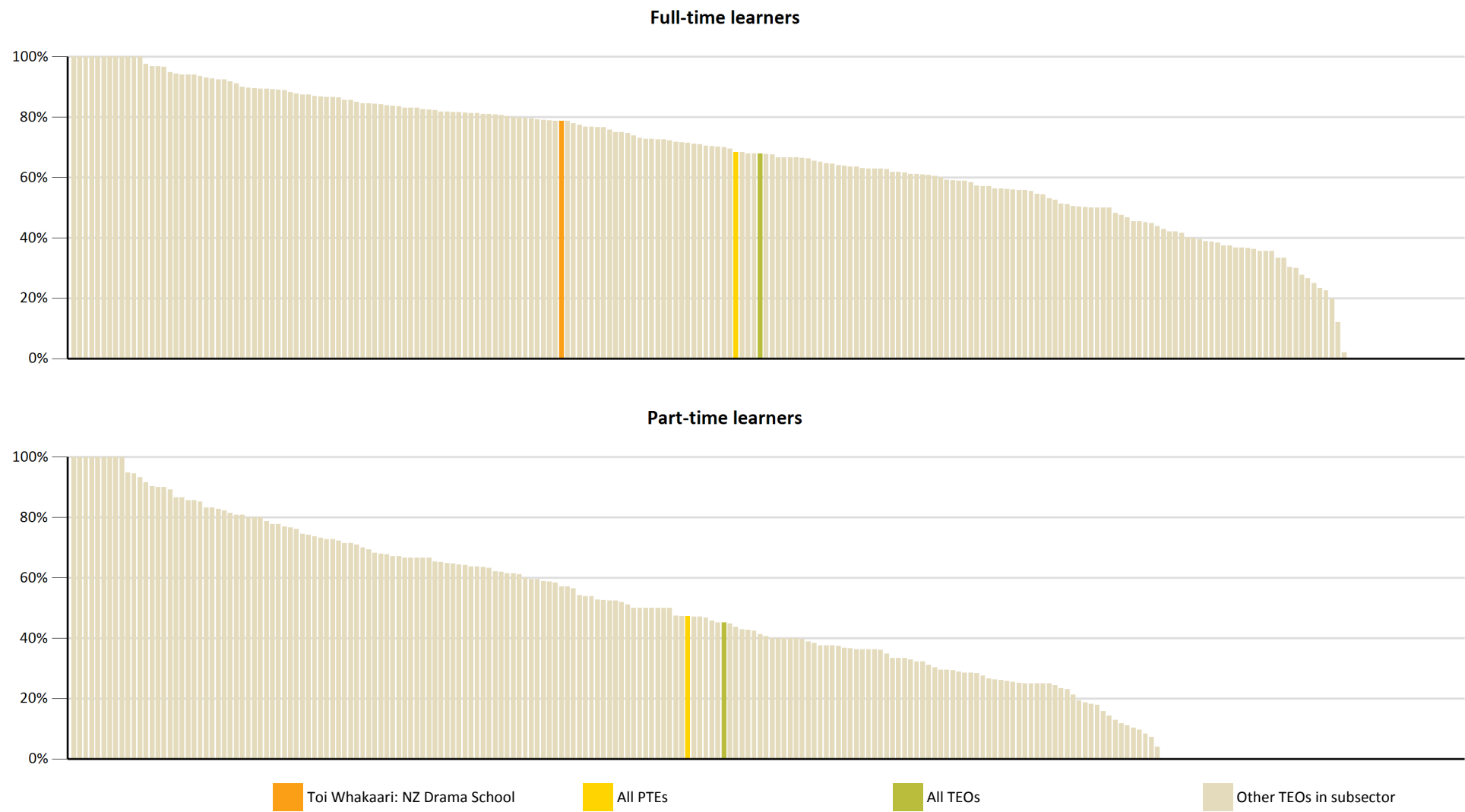
**Non-completion progression:** This measures how many learners in the cohort progress to a higher or lower level without having completed a qualification at the level they started.

**n/a values or blank fields** indicate that there is no data for the indicator for this organisation.

\* indicates that the data has been suppressed as one or more of the values is less than 10.

Sector and subsector rates are median values.

TEO Comparison vs. Sub-sector: Cohort-Based Qualification Completion Rates for Full-time and Part-time Learners

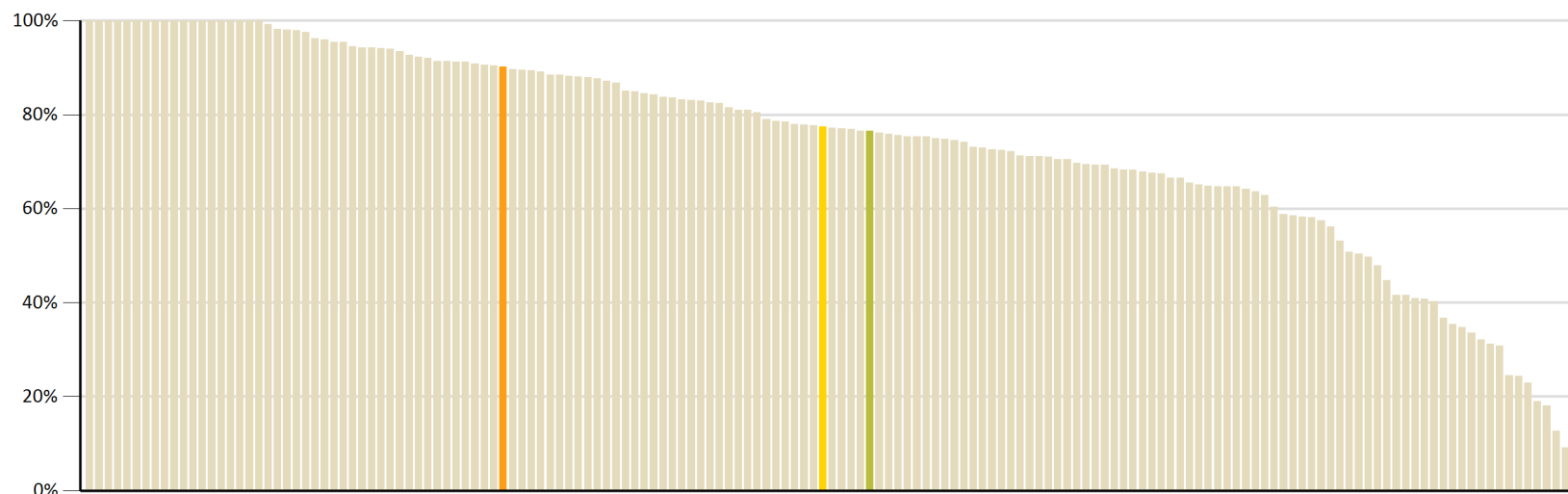


n/a values or blank fields indicate that there is no data for the indicator for this organisation.  
\* indicates that the data has been suppressed as one or more of the values is less than 10.  
Sector and subsector rates are median values.

## Comparing Relative Rankings: EFTS-Weighted Qualification Completion Rate vs. Cohort-Based Qualification Completion Rate

### EFTS-weighted qualification completion rate (previous)

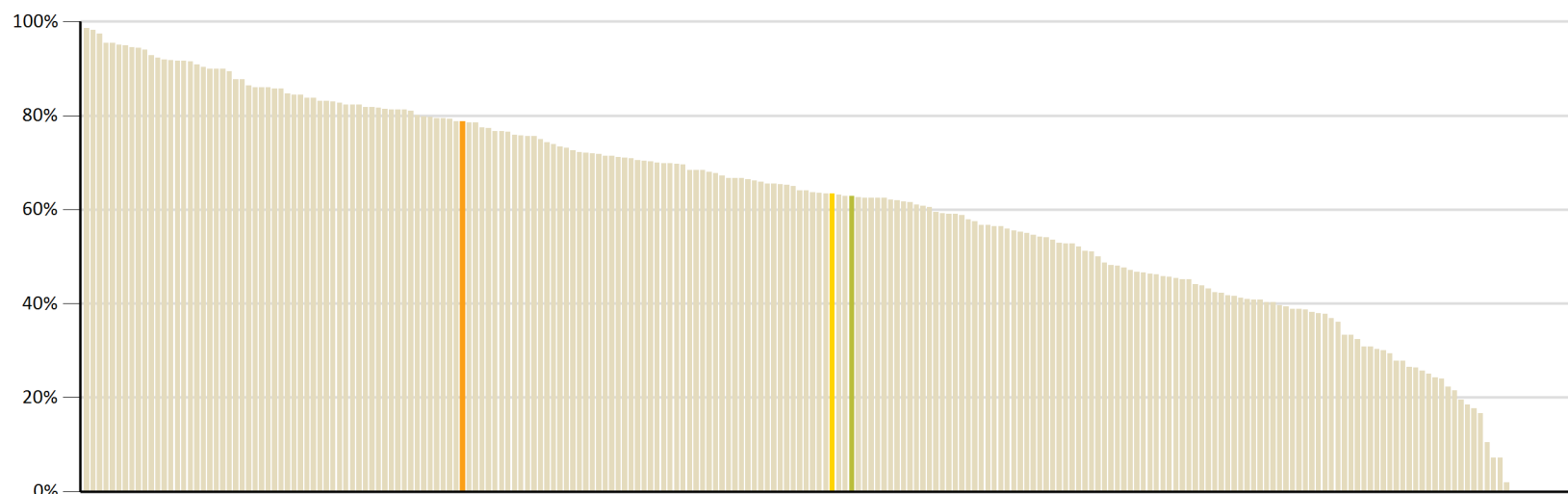
This measures the number of qualifications completed at each TEO, weighted by the 'size' of the qualification, divided by the total number of EFTS delivered for the total course enrolments in a given year.



### Cohort-based qualification completion rate (current)

This measures the number of learners out of a starting cohort who successfully complete at the same level after a given time-frame.

In contrast to the EFTS-weighted qualification completion rate, the cohort-based measure counts unique individuals and is not susceptible to rate changes due to external factors such as fluctuations in enrolment patterns or artificially increased rates through counting multiple completions (e.g., through embedded qualifications).



■ Toi Whakaari: NZ Drama School

■ All PTEs

■ All TEOs

■ Other TEOs in subsector

**n/a values or blank fields** indicate that there is no data for the indicator for this organisation.

\* indicates that the data has been suppressed as one or more of the values is less than 10.

Sector and subsector rates are median values.



## First Year Retention Rate

The following table provides supplemental information on the first year retention rate, and should support a fuller understanding of these rates.

Cohort	Starting cohort year	Cohort	First year retention	Completion	Progression	
		Total number	Rate	Rate	Higher level	Lower level
Level 4 to 7 (non degree)	2016	*	89%	0%	0%	0%
Level 7 degree	2016	42	88%	0%	0%	0%
Level 8 to 10	2016					

**First year retention rate:** This rate measures, for longer qualifications, how many learners from the starting cohort are retained in study in the year following the year they enter the cohort.

**Completion:** This measures how many learners have not been retained because they completed the qualification.

**Progression:** This measures how many learners who have not been retained but have progressed to either a higher or lower level.

**n/a values or blank fields** indicate that there is no data for the indicator for this organisation.

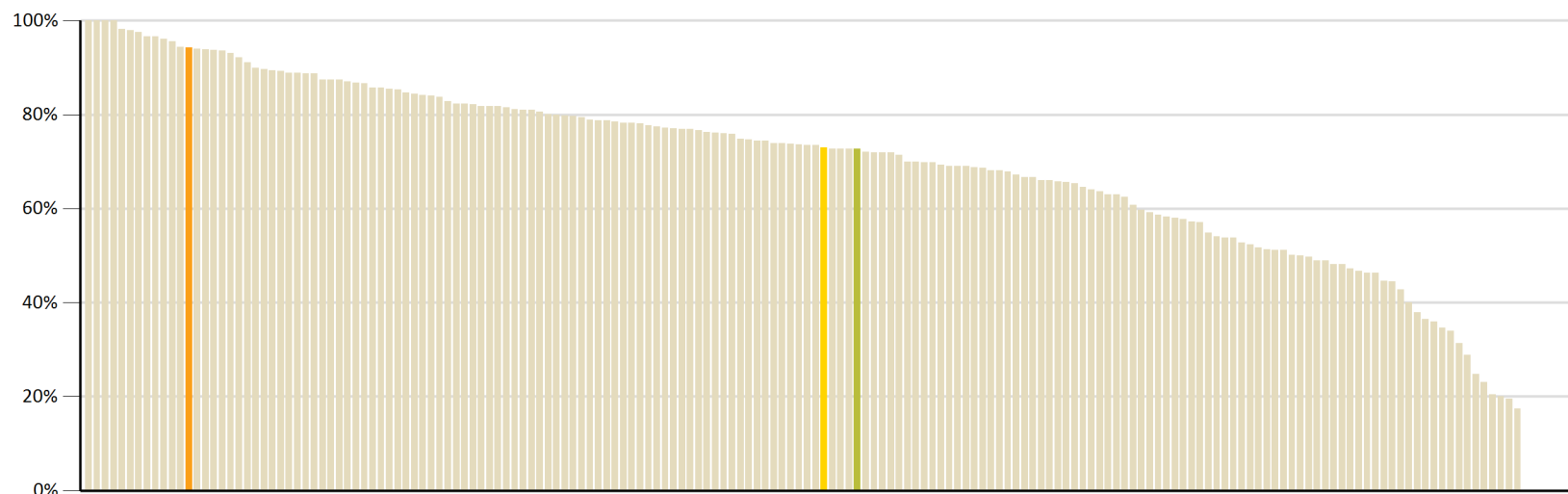
\* indicates that the data has been suppressed as one or more of the values is less than 10.

Sector and subsector rates are median values.

## Comparing Relative Rankings: Student Retention Rate vs. First Year Retention Rate

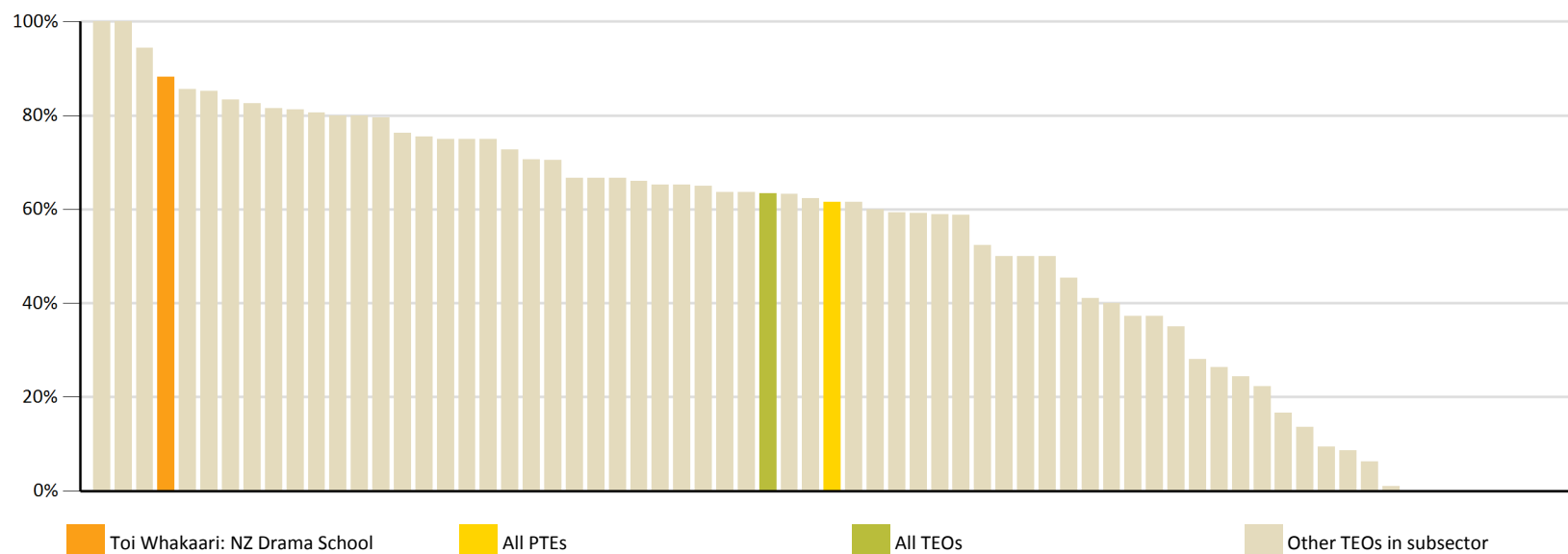
### Student retention rate (previous)

This measure shows the proportion of students in a given year that complete a qualification or re-enrol at the same tertiary education organisation in the following year.



### First year retention rate (current)

This rate measures, for longer qualifications, how many learners re-enrolled in the same level in the year after they enter the cohort.



**n/a values or blank fields** indicate that there is no data for the indicator for this organisation.

\* indicates that the data has been suppressed as one or more of the values is less than 10.

Sector and subsector rates are median values.