



The Private Training Establishment sector

Year: 2016

Fund: Student Achievement Component



Successful Completion of Courses

Level 1-2	74%
Level 3-4	76%
Level 5-6	82%
Level 7-8	87%

This measure shows the proportion of courses in a given year that are successfully completed.



Completion of Qualifications

Level 1-2	69%
Level 3-4	72%
Level 5-6	80%
Level 7-8	90%
Level 9-10	73%

This measure shows the proportion of students in a given year who complete a qualification.



Student Progression to Higher Level Study

Level 1	48%
Level 2	33%
Level 3	40%
Level 4	30%

This measure shows the proportion of students in a given year who progress to study at a higher level after completing a qualification at levels 1 - 4.



Students Retained in Study

Level 1-2	67%
Level 3-4	61%
Level 5-6	59%
Level 7-8	80%
Level 9-10	77%

This measure shows the proportion of students in a given year that complete a qualification or re-enrol at the same tertiary education organisation in the following year.

About the Private Training Establishment sector Government expectations of the Private Training Establishment sector

In 2016 the TEC funded 213 Private Training Establishments (PTEs) through its Student Achievement Component fund and/or Youth Guarantee fund.

The size and characteristics of PTEs vary. Smaller specialised PTEs may offer a single qualification for fewer than 20 equivalent full-time students (EFTS). The largest PTEs may offer a range of qualifications to over two thousand EFTS. For these reasons comparing PTEs may be difficult.

The government expects PTEs to:

- Work with employers to ensure provision meets employment and industry needs
- Get at-risk young people into a career or further education
- Enable Maori and Pasifika learners to progress from foundation level education to higher levels of learning
- Improve adult literacy and numeracy

Tertiary Education Strategy

The Tertiary Education Strategy (TES) sets high expectations for TEO performance in improving outcomes for learners, including Māori and Pasifika learners, at risk young people and learners with adult literacy and numeracy needs.

Context

Number of students in total:	40,960
Number of equivalent full-time student places:	23,292

Student ethnicity*		Level of study	
European	53%	Level 1-2	7%
Maori	29%	Level 3-4	42%
Pacific	16%	Level 5-6	32%
Asian	10%	Level 7-8	19%
Other	4%	Level 9-10	1%

*Total may exceed 100% as some students identify with more than one ethnicity.

The Performance of Tertiary Education Organisations

www.tec.govt.nz



Tertiary Education Commission
Te Amorangi Mātauranga Matua

The Professional Bar & Restaurant School

Organisation Type: Private Training Establishment

Year: 2016

Fund: Student Achievement Component



Successful Completion of Courses

All Levels of Study

69%

Level 1-2	*
Level 3-4	*
Level 5-6	*
Level 7-8	*
Level 9-10	*

* Information is not available for this level group.



Completion of Qualifications

All Levels of Study

62%

Level 1-2	*
Level 3-4	*
Level 5-6	*
Level 7-8	*
Level 9-10	*

* Information is not available for this level group.



Student Progression to Higher Level Study

Level 1 - 4 Study

54%

Level 1	*
Level 2	*
Level 3	*
Level 4	*

* Information is not available for this level group.



Students Retained in Study

All Levels of Study

61%

Level 1-2	*
Level 3-4	*
Level 5-6	*
Level 7-8	*
Level 9-10	*

* Information is not available for this level group.

This measure shows the proportion of courses in a given year that are successfully completed.

This measure shows the proportion of students in a given year who complete a qualification.

This measure shows the proportion of students in a given year who progress to study at a higher level after completing a qualification at levels 1 - 4.

This measure shows the proportion of students in a given year that complete a qualification or re-enrol at the same tertiary education organisation in the following year.

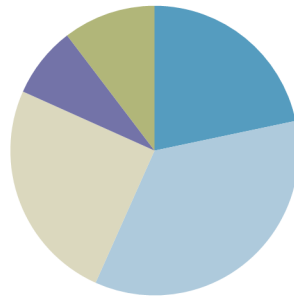
Context

EFTS*: 17
Students: 38

Further information about student characteristics may be available on the organisation's website.

* Number of equivalent full time students.

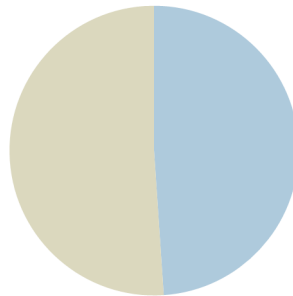
Student Ethnicity*



European	26%
Maori	42%
Pacific	30%
Asian	10%
Other	12%

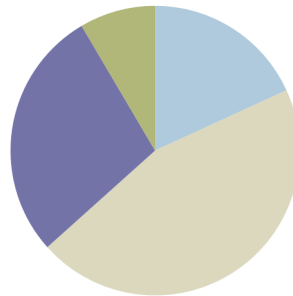
* Total may exceed 100% as some students identify with more than one ethnicity.

Level of Study



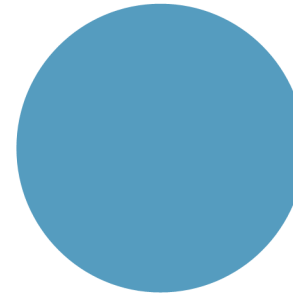
L1-2 Certificates	0%
L3-4 Certificates	49%
L5-6 Diplomas & Grad Certs	51%
L7-8 Degrees & Postgrad	0%
L9-10 Masters & Doctorates	0%

Student Age



17 Years and Under	0%
18 - 19	18%
20 - 24	45%
25 - 39	28%
40 Years and Over	8%

Subject Area



Food & Hospitality	100%
Unknown	0%
Natural & Physical Sciences	0%
Information Technology	0%
Other	0%

Contacts

PO Box 911144
Victoria Street West
AUCKLAND 1142
New Zealand
09 367 1010

<http://www.pbrs.co.nz>

Disclaimer: The results in this report are generated from data submitted by Tertiary Education Organisations. While efforts have been made to verify the information, the Tertiary Education Commission does not attest to the accuracy or completeness of the results.

Report Name: TEC-007455-2016-G001-Educational_Performance_Indicators-20170430_closed_SAC.pdf

Report Version: 2

Asset ID: M0002v02

Page Title: Educational Performance & Contextual Information

Cutoff Type: Closed
Date Effective: 30 April, 2017
Date/Time Created: 11/05/2017 - 13:08



The Professional Bar & Restaurant School

Organisation Type: Private Training Establishment

Year: 2016

Fund: Student Achievement Component

Successful Completion of Courses

This measure shows the proportion of courses in a given year that are successfully completed.

Median: 82%

1	Alpha Training Centre	100%
1	Community Colleges New Zealand Ltd	100%
1	Kyewood Equestrian Centre Limited	100%
1	New Zealand Skydiving School Ltd	100%
1	Pathways Bible and Mission College	100%
1	Safety N Action Limited	100%
1	South Pacific Bible College	100%
8	Good Shepherd College - Te Heparā Pai	99%
9	Techtorium NZ Institute of IT Ltd	99%
10	Manaaki Ora	98%
11	Toi Whakaari: NZ Drama School	98%
12	International Aviation Academy of NZ Ltd	98%
13	Taranaki Educare	97%
14	New Zealand College of Chiropractic	97%
15	Hillary Outdoors Education Centres	96%
16	College of Law NZ	96%
17	NZ School of Acupuncture & TCM	95%
18	North Shore Language School	95%
19	New Zealand Training Centre	95%
20	Institute of Professional Legal Studies	95%
21	Mr Barber Training Centre	95%
22	Eastwest Coll of Intercultural Studies	95%
23	Ashton Warner Nanny Academy	94%
24	MSL Training Ltd	94%

Completion of Qualifications

This measure shows the proportion of students in a given year who complete a qualification.

Median: 76%

1	Academy Group (NZ) Limited	100%
1	Ag Challenge Limited	100%
1	Air New Zealand Aviation Institute	100%
1	Airways Training Centre	100%
1	AIS	100%
1	Capital Training	100%
1	Community Colleges New Zealand Ltd	100%
1	CPS Training	100%
1	Design and Arts College of NZ Ltd	100%
1	Elite Int School Of Beauty Therapy	100%
1	Good Shepherd College - Te Heparā Pai	100%
1	International Aviation Academy of NZ Ltd	100%
1	International College of Camille	100%
1	Maata Waka Enterprises	100%
1	New Zealand Skydiving School Ltd	100%
1	New Zealand Tertiary College Limited	100%
1	North Shore Helicopter Training Ltd	100%
1	NZ College of Massage	100%
1	NZ School of Acupuncture & TCM	100%
1	Pacific Int Hotel Management School Ltd	100%
1	Pathways Bible and Mission College	100%
1	Southern Wings Limited	100%
1	Taranaki Educare	100%
1	Te Tari Puna Ora O Aotearoa/NZ Childcare	100%

Student Progression to Higher Level Study

This measure shows the proportion of students in a given year who progress to study at a higher level after completing a qualification at levels 1 - 4.

Median: 25%

1	Peter Minturn (NZ) Goldsmith School	100%
2	New Zealand Inst of Fashion Tech Ltd	88%
3	Laidlaw College Incorporated	83%
4	Hillary Outdoors Education Centres	80%
5	Faith Bible College	77%
6	NZ School of Outdoor Studies Limited	77%
7	Hungry Creek Art and Crafts School	73%
8	Whitireia New Zealand Limited	73%
9	Whitecliffe College of Arts and Design	66%
10	New Zealand School of Tourism	63%
11	Success Maker Education Centre	63%
12	Taranaki Educare	60%
13	The Professional Bar & Restaurant School	54%
14	New Zealand Management Academies	53%
15	Naturopathic College of New Zealand	52%
16	International Travel College of NZ	52%
17	English Teaching College	51%
18	Premier Hairdressing Academy	47%
19	NZ College of Massage	47%
20	The Learning Connexion Limited	47%
21	MSL Training Ltd	47%
22	Auckland City Training School	46%
23	The Hairdressing College	45%
24	Praxis	44%

Students Retained in Study

This measure shows the proportion of students in a given year that complete a qualification or re-enrol at the same tertiary education organisation in the following year.

Median: 73%

1	CPS Training	100%
1	Evolution School of Holistic Therapies	100%
1	North Shore Helicopter Training Ltd	100%
1	Southern Wings Limited	100%
1	Wanaka Helicopters Limited	100%
6	Vineyard College	98%
7	North Shore Language School	98%
8	College of Law NZ	98%
9	Praxis	97%
10	Capital Training	97%
10	Institute of Professional Legal Studies	97%
12	NZ School of Food and Wine Ltd	96%
13	Royal Business College Limited	96%
14	Manaaki Ora	95%
15	Mr Barber Training Centre	95%
16	New Zealand College of Chiropractic	94%
17	New Zealand Skydiving School Ltd	94%
18	Nelson Aviation College	94%
19	Faith Bible College	93%
20	Academy of Diving Trust	93%
21	Hillary Outdoors Education Centres	93%
21	New Zealand School of Radio Limited	93%
23	Auckland East City Elim Church	93%
24	Techtorium NZ Institute of IT Ltd	92%

Disclaimer: The results in this report are generated from data submitted by Tertiary Education Organisations. While efforts have been made to verify the information, the Tertiary Education Commission does not attest to the accuracy or completeness of the results.



The Professional Bar & Restaurant School

Organisation Type: Private Training Establishment

Year: 2016

Fund: Student Achievement Component

Successful Completion of Courses

This measure shows the proportion of courses in a given year that are successfully completed.

Completion of Qualifications

This measure shows the proportion of students in a given year who complete a qualification.

Student Progression to Higher Level Study

This measure shows the proportion of students in a given year who progress to study at a higher level after completing a qualification at levels 1 - 4.

Students Retained in Study

This measure shows the proportion of students in a given year that complete a qualification or re-enrol at the same tertiary education organisation in the following year.

Median: 82%

25	Peter Minturn (NZ) Goldsmith School	94%
26	Whitecliffe College of Arts and Design	94%
27	Auckland City Training School	94%
28	Turanga Ararau	93%
29	Nelson Aviation College	93%
30	Capital Training	93%
31	Polyethnic Institute of Studies	93%
32	South Seas Film & Television School Ltd	93%
33	CTC Aviation Training (NZ) Limited	93%
34	New Zealand School of Radio Limited	93%
35	Aperfield Montessori Trust	92%
36	Wanaka Helicopters Limited	92%
37	New Zealand School of Tourism	92%
38	Air New Zealand Aviation Institute	92%
39	The Hairdressing College	92%
40	Vineyard College	91%
41	Fairview Educational Services Limited	91%
42	English Teaching College	91%
43	Te Wananga Takiura	91%
44	Aromaflex Academy	90%
45	CPS Training	90%
46	Catholic Institute of Aotearoa NZ	90%
47	AIS	89%
48	Vet Nurse plus Limited	89%

Median: 76%

1	The Cut Above Academy	100%
1	The Learning Connexion Limited	100%
1	Training For You Limited	100%
28	Manaaki Ora	98%
29	Ashton Warner Nanny Academy	97%
30	Institute of Professional Legal Studies	97%
31	CTC Aviation Training (NZ) Limited	96%
32	Catholic Institute of Aotearoa NZ	95%
33	New Zealand College of Chiropractic	95%
34	College of Law NZ	95%
35	North Shore Language School	94%
36	NZ School of Outdoor Studies Limited	93%
37	New Zealand School of Tourism	93%
38	Techtorium NZ Institute of IT Ltd	93%
39	Faith Bible College	93%
40	The Hairdressing College	92%
41	Mr Barber Training Centre	91%
42	Bethlehem Institute Limited	91%
43	Avonmore Tertiary Institute	91%
44	Turanga Ararau	91%
45	Target Education	89%
46	Polyethnic Institute of Studies	89%
47	Praxis	89%
48	Vet Nurse plus Limited	89%

Median: 25%

25	Excel Ministries - Performing Arts	43%
26	New Zealand School of Education Limited	43%
27	Auckland East City Elim Church	42%
28	Harrington/Vaughan Academy of Hairdress	41%
29	Elite Int School Of Beauty Therapy	41%
30	New Zealand Welding School	40%
31	Training For You Limited	39%
32	Te Rooopu A Iwi o Te Arawa	38%
33	Target Education	37%
34	Servilles Academy Limited	37%
35	BEST Pacific Institute of Education Ltd	37%
36	Capital Training	36%
37	Design and Arts College of NZ Ltd	35%
38	Te Kohanga Reo National Trust Board	34%
39	NZ Institute of Education 2007 Limited	34%
40	Future Skills Academy Limited	34%
41	Alphacrucis International College	33%
41	Hair to Train	33%
43	People Potential Limited	33%
44	Quantum Education Group ES Ltd	32%
45	EDENZ Colleges	32%
46	Quantum Education Group Limited	31%
47	National Trade Academy Ltd	31%
48	Cornerstone Education	31%

Median: 73%

25	New Zealand School of Tourism	91%
26	Whitecliffe College of Arts and Design	91%
27	MSL Training Ltd	91%
28	Auckland City Training School	91%
29	Toi Whakaari: NZ Drama School	90%
30	Ashton Warner Nanny Academy	89%
31	Blueprint for Learning	89%
32	New Zealand Training Centre	88%
33	IPU New Zealand	88%
34	Te Tari Puna Ora O Aotearoa/NZ Childcare	88%
35	Kyewood Equestrian Centre Limited	88%
36	Queenstown Resort College	87%
37	HLC	87%
37	NZ School of Acupuncture & TCM	87%
39	Turanga Ararau	87%
40	English Teaching College	87%
41	International Aviation Academy of NZ Ltd	87%
42	New Zealand Tertiary College Limited	85%
43	Vet Nurse plus Limited	85%
44	AMS Group Training	85%
45	Peter Minturn (NZ) Goldsmith School	85%
45	The Hairdressing College	85%
47	Target Education	85%
48	Media Design School Limited	85%

Disclaimer: The results in this report are generated from data submitted by Tertiary Education Organisations. While efforts have been made to verify the information, the Tertiary Education Commission does not attest to the accuracy or completeness of the results.



The Professional Bar & Restaurant School

Organisation Type: Private Training Establishment

Year: 2016

Fund: Student Achievement Component

Successful Completion of Courses

This measure shows the proportion of courses in a given year that are successfully completed.

Completion of Qualifications

This measure shows the proportion of students in a given year who complete a qualification.

Student Progression to Higher Level Study

This measure shows the proportion of students in a given year who progress to study at a higher level after completing a qualification at levels 1 - 4.

Students Retained in Study

This measure shows the proportion of students in a given year that complete a qualification or re-enrol at the same tertiary education organisation in the following year.

	Median:	82%
49	NZ School of Outdoor Studies Limited	89%
50	New Zealand Tertiary College Limited	89%
51	Pacific Int Hotel Management School Ltd	89%
52	NZ Graduate School of Education Limited	89%
53	Bethlehem Institute Limited	89%
54	Carey Baptist College	88%
55	Te Tari Puna Ora O Aotearoa/NZ Childcare	88%
56	Academy of Diving Trust	88%
57	Waikato Institute of Education	88%
58	NZ College of Massage	88%
59	Wellpark College	87%
60	Bay of Plenty College of Homeopathy Ltd	87%
61	Faith Bible College	87%
62	HLC	87%
63	Whitireia New Zealand Limited	87%
64	Literacy Aotearoa	87%
65	Praxis	86%
66	Queenstown Resort College	86%
67	Target Education	86%
68	Air Hawkes Bay Limited	86%
69	NZ Institute of Education 2007 Limited	86%
70	Ag Challenge Limited	85%
71	NZ Inst of Electrolysis & Beauty Therapy	85%
72	Taruna College	85%

	Median:	76%
49	Waikato Institute for Leisure and Sport	89%
50	Auckland City Training School	88%
51	Laidlaw College Incorporated	88%
52	NZ Graduate School of Education Limited	88%
53	MSL Training Ltd	88%
54	South Seas Film & Television School Ltd	87%
55	Nelson Aviation College	87%
56	Evolution School of Holistic Therapies	87%
57	Vineyard College	87%
58	Whitireia New Zealand Limited	86%
59	Auckland East City Elim Church	85%
60	Academy of Diving Trust	85%
61	Face and Beauty Academy	84%
62	Porse Education & Training	84%
63	SAE Institute	84%
64	Hungry Creek Art and Crafts School	83%
65	New Zealand Management Academies	83%
66	NZ School of Food and Wine Ltd	82%
67	Peter Minturn (NZ) Goldsmith School	82%
68	Ignite Colleges	82%
69	Wanaka Helicopters Limited	82%
70	New Zealand Inst of Fashion Tech Ltd	81%
71	AMS Group Training	81%
72	Waikato School of Hairdressing Limited	81%

	Median:	25%
49	ATC New Zealand	31%
50	Te Wananga Takiura	31%
51	Quantum Education Group QT Limited	30%
52	Kyewood Equestrian Centre Limited	29%
53	New Zealand Institute of Sport	28%
54	DAS International Academy	28%
55	Academy of Diving Trust	28%
56	The Cut Above Academy	27%
57	Avonmore Tertiary Institute	27%
58	Ignite Colleges	26%
59	Elliott Hairdressing Training Centre Ltd	25%
59	Palmerston North School of Design Ltd	25%
59	The Methodist Mission	25%
62	Taratahi Agricultural Training Centre	25%
63	Solomon Group	25%
64	International College of Camille	23%
65	Waikato School of Hairdressing Limited	23%
66	Evolution School of Holistic Therapies	21%
67	Manaaki Ora	21%
68	Advance Training Centres	20%
68	Crown Institute of Studies	20%
70	Onsite Education	20%
71	Skills Update Training Institute	19%
72	Education Action Limited	18%

	Median:	73%
49	KIWA Institute of Education	85%
50	New Zealand Inst of Fashion Tech Ltd	85%
51	Eastwest Coll of Intercultural Studies	85%
52	Porse Education & Training	84%
53	ITTI	84%
54	Ignite Colleges	84%
55	Avonmore Tertiary Institute	83%
56	Training For You Limited	83%
57	NZ School of Outdoor Studies Limited	83%
58	Taranaki Educare	83%
59	Polyethnic Institute of Studies	83%
60	South Seas Film & Television School Ltd	82%
61	Harrington/Vaughan Academy of Hairdressing	81%
61	Hungry Creek Art and Crafts School	81%
63	Air New Zealand Aviation Institute	81%
64	NZ Inst of Electrolysis & Beauty Therapy	81%
65	NZ College of Massage	81%
66	NZ Graduate School of Education Limited	81%
67	Solomon Group	81%
68	Excel Ministries - Performing Arts	80%
69	School of Business Ltd	80%
70	ICL Business School	78%
71	Trade Education Limited	78%
72	Te Wananga Takiura	78%

Disclaimer: The results in this report are generated from data submitted by Tertiary Education Organisations. While efforts have been made to verify the information, the Tertiary Education Commission does not attest to the accuracy or completeness of the results.



The Professional Bar & Restaurant School

Organisation Type: **Private Training Establishment**

Year: **2016**

Fund: **Student Achievement Component**

Successful Completion of Courses

This measure shows the proportion of courses in a given year that are successfully completed.

Completion of Qualifications

This measure shows the proportion of students in a given year who complete a qualification.

Student Progression to Higher Level Study

This measure shows the proportion of students in a given year who progress to study at a higher level after completing a qualification at levels 1 - 4.

Students Retained in Study

This measure shows the proportion of students in a given year that complete a qualification or re-enrol at the same tertiary education organisation in the following year.

Median: 82%

73	Avonmore Tertiary Institute	84%
74	Auckland East City Elim Church	84%
75	South Pacific College of Natural Medicin	84%
76	North Shore Helicopter Training Ltd	84%
77	Christchurch Helicopters	83%
78	Porse Education & Training	83%
79	Naturopathic College of New Zealand	83%
80	Media Design School Limited	83%
81	New Zealand College of Chinese Medicine	83%
82	New Zealand Playcentre Federation Inc	83%
83	Laidlaw College Incorporated	83%
84	IPU New Zealand	82%
85	Airways Training Centre	82%
86	The National School of Aesthetics	82%
87	New Zealand Management Academies	82%
88	Waikato School of Hairdressing Limited	82%
89	Maata Waka Enterprises	81%
90	Success Maker Education Centre	81%
91	The Learning Connexion Limited	80%
92	AMS Group Training	80%
93	School of Business Ltd	80%
94	The Methodist Mission	80%
95	Hungry Creek Art and Crafts School	80%
96	New Zealand School of Education Limited	80%

Median: 76%

73	Wellpark College	81%
74	English Teaching College	81%
75	School of Business Ltd	80%
76	Fairview Educational Services Limited	80%
77	Alpha Training Centre	78%
78	Carey Baptist College	78%
79	Nelson Technical Institute Ltd	78%
80	HLC	78%
81	Toi Whakaari: NZ Drama School	77%
82	People Potential Limited	77%
83	NZ International Commercial Pilot Academ	76%
84	Samala Robinson Academy Ltd	76%
85	Excel Ministries - Performing Arts	75%
86	NZ Institute of Education 2007 Limited	74%
87	New Zealand School of Education Limited	74%
88	Premier Hairdressing Academy	73%
89	Te Kohanga Reo National Trust Board	73%
90	Wellcare Education Limited	73%
91	The National School of Aesthetics	72%
92	Hillary Outdoors Education Centres	72%
93	Te Kura Motuhake o Te Ataarangi Inc	72%
94	Waikato Institute of Education	72%
95	North Shore International Academy (NSIA)	71%
96	Whitecliffe College of Arts and Design	70%

Median: 25%

73	Aromaflex Academy	17%
73	Waikato Institute of Education	17%
75	Auckland Hotel & Chefs Training School	14%
76	Netcor Campus (NZ Education & Tourism)	13%
77	Turanga Ararau	13%
78	NZ School of Food and Wine Ltd	13%
79	Polyethnic Institute of Studies	13%
80	Agriculture New Zealand	12%
81	Workforce Development Limited	12%
82	School of Business Ltd	12%
83	Land Based Training Limited	12%
84	The College of Future Learning NZ Ltd	11%
85	Academy Group (NZ) Limited	10%
86	North Shore Language School	10%
87	Agribusiness Training Limited	10%
88	Vineyard College	10%
89	KIWA Institute of Education	9%
90	Samala Robinson Academy Ltd	9%
91	Blueprint for Learning	9%
92	EnterpriseMIT	9%
93	Face and Beauty Academy	9%
94	Tectra Limited	9%
95	Taruna College	8%
96	Porse Education & Training	8%

Median: 73%

73	AIS	78%
74	Community Colleges New Zealand Ltd	78%
74	CTC Aviation Training (NZ) Limited	78%
74	The Methodist Mission	78%
77	Agriculture New Zealand	77%
78	Bethlehem Institute Limited	77%
79	The Cut Above Academy	77%
80	Advance Training Centres	76%
81	Future Skills Academy Limited	76%
82	Hair to Train	76%
83	Land Based Training Limited	76%
84	NZ Institute of Education 2007 Limited	76%
85	People Potential Limited	76%
86	Wellpark College	76%
87	Premier Hairdressing Academy	75%
88	The National School of Aesthetics	74%
89	New Zealand Institute of Sport	74%
90	Laidlaw College Incorporated	74%
91	Carey Baptist College	73%
92	Waikato Institute for Leisure and Sport	73%
93	Te Kohanga Reo National Trust Board	73%
94	South Pacific College of Natural Medicin	73%
95	DAS International Academy	73%
96	Education Action Limited	73%

Disclaimer: The results in this report are generated from data submitted by Tertiary Education Organisations. While efforts have been made to verify the information, the Tertiary Education Commission does not attest to the accuracy or completeness of the results.



The Professional Bar & Restaurant School

Organisation Type: **Private Training Establishment**

Year: **2016**

Fund: **Student Achievement Component**

Successful Completion of Courses

This measure shows the proportion of courses in a given year that are successfully completed.

Median: 82%

97	The Cut Above Academy	80%
98	Face and Beauty Academy	80%
99	KIWA Institute of Education	80%
100	EDENZ Colleges	79%
101	DAS International Academy	79%
102	Evolution School of Holistic Therapies	79%
103	Anamata PTE - Whakatane	79%
104	SAE Institute	79%
105	Solomon Group	79%
106	Animation College New Zealand Limited	78%
107	New Zealand Welding School	78%
108	Hair to Train	78%
109	New Zealand Inst of Fashion Tech Ltd	77%
110	Ignite Colleges	77%
111	Nelson Technical Institute Ltd	76%
112	Royal Business College Limited	76%
113	Waikato Aero Club (Inc)	76%
114	New Zealand Institute of Sport	76%
115	Waikato Institute for Leisure and Sport	76%
116	Samala Robinson Academy Ltd	76%
117	Te Kohanga Reo National Trust Board	76%
118	Te Wananga Whare Tapere O Takitimu	76%
119	People Potential Limited	76%
120	Excel Ministries - Performing Arts	75%

Completion of Qualifications

This measure shows the proportion of students in a given year who complete a qualification.

Median: 76%

97	Solomon Group	70%
98	NZ Inst of Electrolysis & Beauty Therapy	70%
99	New Zealand Welding School	70%
100	Taratahi Agricultural Training Centre	70%
101	Kyrewood Equestrian Centre Limited	69%
102	Hair to Train	69%
103	ICL Business School	69%
104	Alphacrucis International College	69%
105	Anamata PTE - Whakatane	69%
106	New Zealand Institute of Sport	68%
107	Blueprint for Learning	68%
108	Aromaflex Academy	68%
109	Education Action Limited	68%
110	Eastwest Coll of Intercultural Studies	68%
111	Media Design School Limited	68%
112	Servilles Academy Limited	68%
113	Naturopathic College of New Zealand	68%
114	The Methodist Mission	67%
115	New Zealand College of Chinese Medicine	67%
116	Te Wananga Whare Tapere O Takitimu	66%
117	Patricks School of Hairdressing Limited	66%
118	Land Based Training Limited	65%
119	South Pacific College of Natural Medicin	65%
120	Auckland Hotel & Chefs Training School	64%

Student Progression to Higher Level Study

This measure shows the proportion of students in a given year who progress to study at a higher level after completing a qualification at levels 1 - 4.

Median: 25%

97	The National School of Aesthetics	7%
98	Wellcare Education Limited	7%
99	Waikato Institute for Leisure and Sport	6%
100	G & H Training	5%
101	Fairview Educational Services Limited	5%
101	HLC	5%
101	Nelson Technical Institute Ltd	5%
104	Safety N Action Limited	5%
105	Air New Zealand Aviation Institute	4%
106	Mr Barber Training Centre	3%
107	Ag Challenge Limited	3%
108	National College of Security Personnel	2%
109	AMS Group Training	1%
110	Alpha Training Centre	0%
110	Ashton Warner Nanny Academy	0%
110	Community Colleges New Zealand Ltd	0%
110	ITTI	0%
110	National Council of YMCAs of New Zealand	0%
110	New Zealand School of Radio Limited	0%
110	North Shore International Academy (NSIA)	0%
110	NZ Inst of Electrolysis & Beauty Therapy	0%
110	Pacific Coast Technical Institute	0%
110	Patricks School of Hairdressing Limited	0%
110	Sue's Computer Training Company	0%

Students Retained in Study

This measure shows the proportion of students in a given year that complete a qualification or re-enrol at the same tertiary education organisation in the following year.

Median: 73%

97	Airways Training Centre	73%
97	Te Roopu A Iwi o Te Arawa	73%
99	Air Hawkes Bay Limited	73%
100	The Learning Connexion Limited	72%
101	Good Shepherd College - Te Heparu Pai	71%
102	Workforce Development Limited	71%
103	Pacific Int Hotel Management School Ltd	71%
104	Waikato School of Hairdressing Limited	71%
105	Wellcare Education Limited	71%
106	ATC New Zealand	70%
107	Te Wananga Whare Tapere O Takitimu	70%
108	Anamata PTE - Whakatane	70%
109	International Travel College of NZ	69%
110	East Auckland Performing Arts Limited	69%
111	Animation College New Zealand Limited	69%
112	Auckland Hotel & Chefs Training School	69%
113	Servilles Academy Limited	68%
114	Alpha Training Centre	68%
115	Whitireia New Zealand Limited	68%
116	New Zealand Welding School	68%
117	Aperfield Montessori Trust	67%
118	Taratahi Agricultural Training Centre	67%
119	Fairview Educational Services Limited	67%
119	NZ International Commercial Pilot Academ	67%

Disclaimer: The results in this report are generated from data submitted by Tertiary Education Organisations. While efforts have been made to verify the information, the Tertiary Education Commission does not attest to the accuracy or completeness of the results.



The Professional Bar & Restaurant School

Organisation Type: Private Training Establishment

Year: 2016

Fund: Student Achievement Component

Successful Completion of Courses

This measure shows the proportion of courses in a given year that are successfully completed.

Median: 82%

121	North Shore International Academy (NSIA)	75%
122	Wellcare Education Limited	75%
123	Training For You Limited	75%
124	Servilles Academy Limited	75%
125	Academy Group (NZ) Limited	75%
126	International College of Camille	74%
127	NZ School of Food and Wine Ltd	74%
128	Premier Hairdressing Academy	74%
129	Alphacrucis International College	74%
130	Crown Institute of Studies	74%
131	Agriculture New Zealand	74%
132	Southern Wings Limited	73%
133	NZ International Commercial Pilot Academ	73%
134	International Travel College of NZ	73%
135	Land Based Training Limited	72%
136	Palmerston North School of Design Ltd	71%
137	Taratahi Agricultural Training Centre	71%
138	ATC New Zealand	71%
139	Future Skills Academy Limited	70%
140	Patricks School of Hairdressing Limited	70%
141	Auckland Hotel & Chefs Training School	69%
142	The Professional Bar & Restaurant School	69%
143	Workforce Development Limited	69%
144	National Trade Academy Ltd	68%

Completion of Qualifications

This measure shows the proportion of students in a given year who complete a qualification.

Median: 76%

121	Harrington\Vaughan Academy of Hairdress	63%
122	Bay of Plenty College of Homeopathy Ltd	63%
123	Royal Business College Limited	63%
124	International Travel College of NZ	63%
125	The Professional Bar & Restaurant School	62%
126	EDENZ Colleges	62%
127	Animation College New Zealand Limited	62%
128	Taruna College	61%
129	Cornerstone Education	61%
130	Queenstown Resort College	61%
131	Quantum Education Group ES Ltd	61%
132	KIWA Institute of Education	61%
133	Quantum Education Group QT Limited	60%
134	New Zealand School of Radio Limited	59%
135	Air Hawkes Bay Limited	59%
136	G & H Training	59%
137	Agriculture New Zealand	58%
138	IPU New Zealand	58%
139	Quantum Education Group Limited	58%
140	ATC New Zealand	58%
141	Palmerston North School of Design Ltd	57%
142	DAS International Academy	56%
143	Workforce Development Limited	53%
144	Aperfield Montessori Trust	53%

Student Progression to Higher Level Study

This measure shows the proportion of students in a given year who progress to study at a higher level after completing a qualification at levels 1 - 4.

Median: 25%

110	Trade Education Limited	0%
-----	-------------------------	----

Students Retained in Study

This measure shows the proportion of students in a given year that complete a qualification or re-enrol at the same tertiary education organisation in the following year.

Median: 73%

121	SAE Institute	66%
122	Elite Int School Of Beauty Therapy	66%
123	EDENZ Colleges	66%
124	Face and Beauty Academy	65%
125	Ag Challenge Limited	65%
126	Skills Update Training Institute	65%
127	Queens Academic Group Limited	64%
128	Palmerston North School of Design Ltd	64%
129	International College of Camille	64%
130	Nelson Technical Institute Ltd	63%
131	Elliott Hairdressing Training Centre Ltd	62%
132	Onsite Education	61%
133	New Zealand College of Chinese Medicine	61%
134	The Professional Bar & Restaurant School	61%
135	Catholic Institute of Aotearoa NZ	61%
136	Bay of Plenty College of Homeopathy Ltd	61%
137	New Zealand School of Education Limited	60%
138	Naturopathic College of New Zealand	60%
139	Academy Group (NZ) Limited	60%
140	G & H Training	60%
141	Success Maker Education Centre	59%
142	Waikato Institute of Education	59%
143	Alphacrucis International College	58%
144	Samala Robinson Academy Ltd	58%

Disclaimer: The results in this report are generated from data submitted by Tertiary Education Organisations. While efforts have been made to verify the information, the Tertiary Education Commission does not attest to the accuracy or completeness of the results.



The Professional Bar & Restaurant School

Organisation Type: **Private Training Establishment**

Year: **2016**

Fund: **Student Achievement Component**

Successful Completion of Courses

This measure shows the proportion of courses in a given year that are successfully completed.

Median: 82%

145	Design and Arts College of NZ Ltd	68%
146	Blueprint for Learning	68%
147	Ardmore Flying School	68%
148	EnterpriseMIT	67%
149	Education Action Limited	67%
150	Advance Training Centres	66%
151	National College of Security Personnel	66%
152	Queens Academic Group Limited	64%
153	Cornerstone Education	63%
154	ICL Business School	63%
155	Te Kura Motuhake o Te Ataarangi Inc	63%
156	BEST Pacific Institute of Education Ltd	62%
157	East Auckland Performing Arts Limited	61%
158	G & H Training	61%
159	Onsite Education	59%
160	Elite Int School Of Beauty Therapy	56%
161	Skills Update Training Institute	52%
162	Netcor Campus (NZ Education & Tourism)	51%
163	Pacific Coast Technical Institute	47%
164	Harrington\Vaughan Academy of Hairdress	47%
165	Trade Education Limited	47%
166	Sue's Computer Training Company	45%
167	Quantum Education Group QT Limited	41%
168	Quantum Education Group ES Ltd	41%

Completion of Qualifications

This measure shows the proportion of students in a given year who complete a qualification.

Median: 76%

145	Future Skills Academy Limited	51%
146	National College of Security Personnel	51%
147	Queens Academic Group Limited	51%
148	Advance Training Centres	51%
149	National Trade Academy Ltd	51%
150	Crown Institute of Studies	50%
151	Onsite Education	50%
152	BEST Pacific Institute of Education Ltd	49%
153	Waikato Aero Club (Inc)	45%
154	Netcor Campus (NZ Education & Tourism)	44%
155	Trade Education Limited	43%
156	Pacific Coast Technical Institute	41%
157	Literacy Aotearoa	38%
158	EnterpriseMIT	38%
159	Ardmore Flying School	30%
160	The College of Future Learning NZ Ltd	29%
161	Safety N Action Limited	29%
162	New Zealand Training Centre	28%
163	Success Maker Education Centre	28%
164	Skills Update Training Institute	25%
165	Sue's Computer Training Company	19%
166	Agribusiness Training Limited	
166	Christchurch Helicopters	
166	Computer Power (NZ) Ltd (Spherion)	

Student Progression to Higher Level Study

This measure shows the proportion of students in a given year who progress to study at a higher level after completing a qualification at levels 1 - 4.

Median: 25%

145	Future Skills Academy Limited	51%
146	National College of Security Personnel	51%
147	Queens Academic Group Limited	51%
148	Advance Training Centres	51%
149	National Trade Academy Ltd	51%
150	Crown Institute of Studies	50%
151	Onsite Education	50%
152	BEST Pacific Institute of Education Ltd	49%
153	Waikato Aero Club (Inc)	45%
154	Netcor Campus (NZ Education & Tourism)	44%
155	Trade Education Limited	43%
156	Pacific Coast Technical Institute	41%
157	Literacy Aotearoa	38%
158	EnterpriseMIT	38%
159	Ardmore Flying School	30%
160	The College of Future Learning NZ Ltd	29%
161	Safety N Action Limited	29%
162	New Zealand Training Centre	28%
163	Success Maker Education Centre	28%
164	Skills Update Training Institute	25%
165	Sue's Computer Training Company	19%
166	Agribusiness Training Limited	
166	Christchurch Helicopters	
166	Computer Power (NZ) Ltd (Spherion)	

Students Retained in Study

This measure shows the proportion of students in a given year that complete a qualification or re-enrol at the same tertiary education organisation in the following year.

Median: 73%

145	Patricks School of Hairdressing Limited	58%
146	North Shore International Academy (NSIA)	57%
147	New Zealand Management Academies	56%
148	EnterpriseMIT	55%
149	Cornerstone Education	54%
150	Sue's Computer Training Company	54%
151	National Trade Academy Ltd	52%
152	Maata Waka Enterprises	52%
153	Design and Arts College of NZ Ltd	52%
154	Netcor Campus (NZ Education & Tourism)	52%
155	Ardmore Flying School	52%
156	Crown Institute of Studies	51%
157	Waikato Aero Club (Inc)	48%
158	Aromaflex Academy	48%
159	Pacific Coast Technical Institute	47%
160	National College of Security Personnel	46%
161	Taruna College	45%
162	Quantum Education Group QT Limited	39%
163	Quantum Education Group ES Ltd	38%
164	Safety N Action Limited	37%
165	Literacy Aotearoa	37%
166	Agribusiness Training Limited	36%
167	Quantum Education Group Limited	34%
168	The College of Future Learning NZ Ltd	34%

Disclaimer: The results in this report are generated from data submitted by Tertiary Education Organisations. While efforts have been made to verify the information, the Tertiary Education Commission does not attest to the accuracy or completeness of the results.



The Professional Bar & Restaurant School

Organisation Type: **Private Training Establishment**

Year: **2016**

Fund: **Student Achievement Component**

Successful Completion of Courses

This measure shows the proportion of courses in a given year that are successfully completed.

Median: 82%

169	Quantum Education Group Limited	35%
170	The College of Future Learning NZ Ltd	32%
171	Helipro Aviation	16%
172	Agribusiness Training Limited	9%
173	Computer Power (NZ) Ltd (Spherion)	0%
173	NZ College of Early Childhood Education	0%
173	Tectra Limited	0%

Completion of Qualifications

This measure shows the proportion of students in a given year who complete a qualification.

Median: 76%

166	East Auckland Performing Arts Limited	
166	Helipro Aviation	
166	New Zealand Playcentre Federation Inc	
166	NZ College of Early Childhood Education	
166	South Pacific Bible College	
166	Te Wananga Takiura	
166	Tectra Limited	

Student Progression to Higher Level Study

This measure shows the proportion of students in a given year who progress to study at a higher level after completing a qualification at levels 1 - 4.

Median: 25%

169	BEST Pacific Institute of Education Ltd	25%
170	Martin-Hautus	23%
171	Pathways Bible and Mission College	23%
172	New Zealand Playcentre Federation Inc	20%
173	Te Kura Motuhake o Te Ataarangi Inc	19%
174	Pacific Training Institute (PTI)	10%
175	Tectra Limited	8%
176	Alphacrucis Limited	0%
176	Computer Power (NZ) Ltd (Spherion)	0%
176	Construction Trade Training Unit	0%
176	Helipro Aviation	0%
176	HFT Limited	0%
176	NZ College of Early Childhood Education	0%

Students Retained in Study

This measure shows the proportion of students in a given year that complete a qualification or re-enrol at the same tertiary education organisation in the following year.

Median: 73%

169	BEST Pacific Institute of Education Ltd	25%
170	Martin-Hautus	23%
171	Pathways Bible and Mission College	23%
172	New Zealand Playcentre Federation Inc	20%
173	Te Kura Motuhake o Te Ataarangi Inc	19%
174	Pacific Training Institute (PTI)	10%
175	Tectra Limited	8%
176	Alphacrucis Limited	0%
176	Computer Power (NZ) Ltd (Spherion)	0%
176	Construction Trade Training Unit	0%
176	Helipro Aviation	0%
176	HFT Limited	0%
176	NZ College of Early Childhood Education	0%

Disclaimer: The results in this report are generated from data submitted by Tertiary Education Organisations. While efforts have been made to verify the information, the Tertiary Education Commission does not attest to the accuracy or completeness of the results.