



The Private Training Establishment sector

Year: 2014

Fund: Youth Guarantee



Successful Completion of Courses

| | |
|---------|-----|
| Level 1 | 61% |
| Level 2 | 62% |
| Level 3 | 71% |

* Information is not available for this level group.

This measure shows the proportion of courses in a given year that are successfully completed.



Completion of Qualifications

| | |
|---------|-----|
| Level 1 | 54% |
| Level 2 | 56% |
| Level 3 | 65% |

* Information is not available for this level group.

This measure shows the proportion of students in a given year who complete a qualification.



Student Progression to Higher Level Study

| | |
|---------|-----|
| Level 1 | 50% |
| Level 2 | 33% |
| Level 3 | 32% |

* Information is not available for this level group.

This measure shows the proportion of students in a given year who progress to study at a higher level after completing a qualification at levels 1 - 4.



Students Retained in Study

| | |
|---------|-----|
| Level 1 | 48% |
| Level 2 | 54% |
| Level 3 | * % |

* Information is not available for this level group.

This measure shows the proportion of students in a given year that complete a qualification or re-enrol at the same tertiary education organisation in the following year.

About the Private Training Establishment sector Government expectations of the Private Training Establishment sector

In 2014 the TEC funded 244 Private Training Establishments (PTEs) through its Student Achievement Component fund and/or Youth Guarantee fund.

The size and characteristics of PTEs vary. Smaller specialised PTEs may offer a single qualification for fewer than 20 equivalent full-time students (EFTS). The largest PTEs may offer a range of qualifications to over a thousand EFTS. For these reasons comparing PTEs may be difficult.

The government expects PTEs to:

- Work with employers to ensure provision meets employment and industry needs
- Get at-risk young people into a career or further education
- Enable Maori and Pasifika learners to progress from foundation level education to higher levels of learning
- Improve adult literacy and numeracy

Tertiary Education Strategy

The Tertiary Education Strategy (TES) sets high expectations for TEO performance and attaining better outcomes especially for skills for industry, Maori and Pasifika learners, at risk young people and for adult literacy and numeracy.

Context

Number of students in total: 9,525

Number of equivalent full-time student places: 6,670

| Student ethnicity* | | Level of study | |
|--------------------|-----|----------------|-----|
| European | 44% | Level 1 | 32% |
| Maori | 49% | Level 2 | 50% |
| Pacific | 22% | Level 3 | 18% |
| Asian | 2% | | |
| Other | 2% | | |

*Total may exceed 100% as some students identify with more than one ethnicity.

The Performance of Tertiary Education Organisations

www.tec.govt.nz

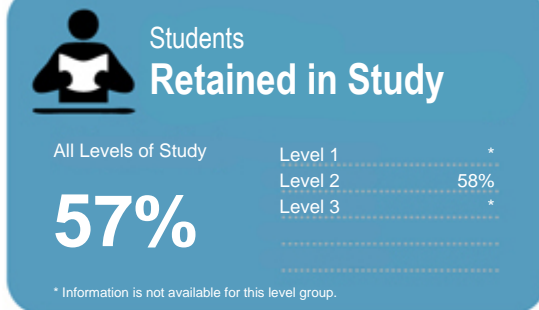
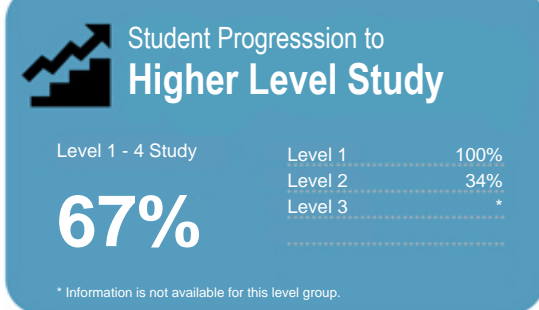


Tertiary Education Commission
Te Amorangi Mātauranga Matua

Regent Training Centre Limited

Organisation Type: Private Training Establishment

Year: 2014 Fund: Youth Guarantee



This measure shows the proportion of courses in a given year that are successfully completed.

This measure shows the proportion of students in a given year who complete a qualification.

This measure shows the proportion of students in a given year who progress to study at a higher level after completing a qualification at levels 1 - 4.

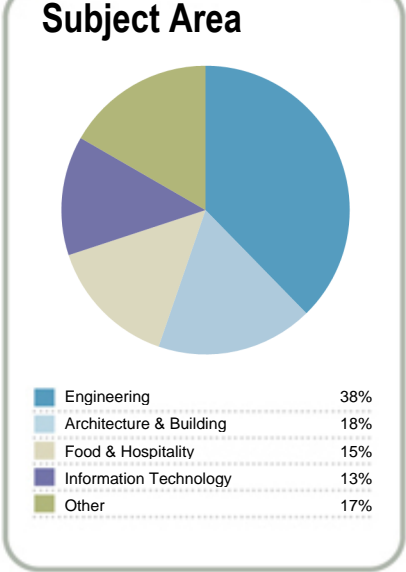
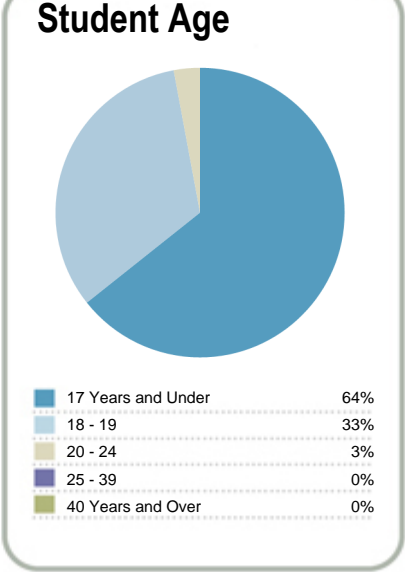
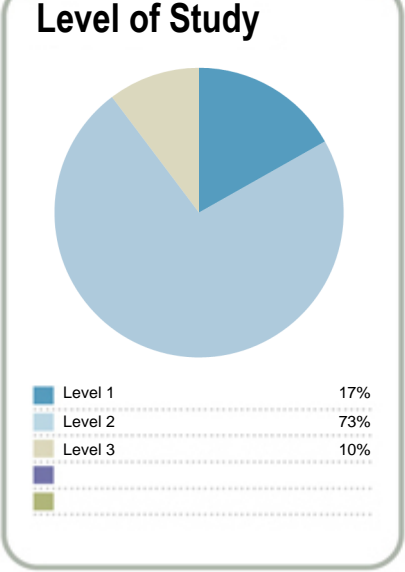
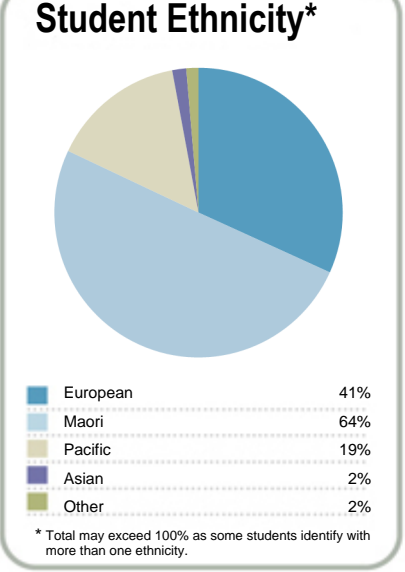
This measure shows the proportion of students in a given year that complete a qualification or re-enrol at the same tertiary education organisation in the following year.

Context

EFTS*: 224
Students: 327

Further information about student characteristics may be available on the organisation's website.

* Number of equivalent full time students.



Contacts

PO Box 5049
WHANGAREI 0140
New Zealand
09 430 3240

<http://www.rtc.co.nz>

Disclaimer: The results in this report are generated from data submitted by Tertiary Education Organisations. While efforts have been made to verify the information, the Tertiary Education Commission does not attest to the accuracy or completeness of the results.



Regent Training Centre Limited

Organisation Type: **Private Training Establishment**

Year: **2014**

Fund: **Youth Guarantee**

Successful Completion of Courses

This measure shows the proportion of courses in a given year that are successfully completed.

Median: 61%

| | | |
|----|--|------|
| 1 | U Turn Community Training Services | 100% |
| 2 | Responsive Trade Education Limited | 96% |
| 3 | Service Skills Centre | 95% |
| 4 | Nelson Technical Institute Ltd | 93% |
| 5 | Sir George Seymour College | 91% |
| 6 | New Zealand Welding School | 91% |
| 7 | Lakeland Learning Company Limited | 89% |
| 8 | Martin-Hautus | 89% |
| 9 | Ag Challenge Limited | 87% |
| 10 | New Zealand Management Academies | 85% |
| 11 | Westport Deep Sea Fishing School | 85% |
| 12 | SPI Institute Limited | 84% |
| 13 | Advance Training Centres | 83% |
| 14 | Strive Community Trust Training | 82% |
| 15 | Bay Agricultural Training Limited | 81% |
| 16 | New Zealand Institute of Sport | 81% |
| 17 | Sobieski Consultants (Training Division) | 81% |
| 18 | Servilles Academy Limited | 81% |
| 19 | Taranaki Educare | 80% |
| 20 | Capital Training | 79% |
| 21 | Kokiri Marae Keriana Olsen Trust | 78% |
| 22 | The College of Future Learning NZ Ltd | 76% |
| 23 | Community Colleges New Zealand Ltd | 76% |
| 24 | Waikato School of Hairdressing Limited | 75% |

Completion of Qualifications

This measure shows the proportion of students in a given year who complete a qualification.

Median: 58%

| | | |
|----|--|------|
| 1 | Capital Training | 100% |
| 1 | Service Skills Centre | 100% |
| 3 | Strive Community Trust Training | 98% |
| 4 | The College of Future Learning NZ Ltd | 96% |
| 5 | Sir George Seymour College | 92% |
| 6 | Nelson Training Centre | 91% |
| 7 | New Zealand Management Academies | 91% |
| 8 | Waikato School of Hairdressing Limited | 90% |
| 9 | People Potential Limited | 86% |
| 10 | New Zealand Welding School | 85% |
| 11 | Training For You Limited | 85% |
| 13 | Career NetWork Ltd | 82% |
| 14 | The Hairdressing College | 82% |
| 15 | Lakeland Learning Company Limited | 81% |
| 16 | New Zealand Institute of Sport | 81% |
| 17 | Maniapoto Training Agency | 80% |
| 18 | Advance Training Centres | 80% |
| 19 | Ag Challenge Limited | 79% |
| 20 | Education Action Limited | 79% |
| 21 | U Turn Community Training Services | 75% |
| 22 | Premier Hairdressing Academy | 74% |
| 23 | Nelson Technical Institute Ltd | 72% |
| 24 | Martin-Hautus | 71% |
| 25 | Employ NZ | 71% |

Student Progression to Higher Level Study

This measure shows the proportion of students in a given year who progress to study at a higher level after completing a qualification at levels 1 - 4.

Median: 37%

| | | |
|----|--|------------|
| 1 | Palmerston North School of Design Ltd | 100% |
| 1 | Tautoko Work Trust | 100% |
| 1 | Whakato Te Matauranga | 100% |
| 4 | Hair to Train | 88% |
| 5 | Advanced Training Academy Limited | 79% |
| 5 | Auckland Hotel & Chefs Training School | 79% |
| 7 | Workforce Development Limited | 77% |
| 8 | New Zealand Management Academies | 72% |
| 9 | Lakeland Learning Company Limited | 69% |
| 10 | The Hairdressing College | 69% |
| 11 | Sir George Seymour College | 69% |
| 12 | Regent Training Centre Limited | 67% |
| 13 | ACTS Institute of New Zealand | 67% |
| 13 | KAAT Trust | 67% |
| 15 | Auckland City Training School | 63% |
| 16 | FEATS Ltd | 62% |
| 17 | Martin-Hautus | 60% |
| 17 | Morrinsville Training Centre Ltd | 60% |
| 17 | MSL Training Ltd | 60% |
| 17 | Te Rapunga o Poutama | 60% |
| 17 | The Cut Above Academy Limited | 60% |
| 17 | The Methodist Mission | 60% |
| 23 | New Zealand Institute of Sport | 60% |
| 24 | Kershaw Training Enterprises | 58% |

Students Retained in Study

This measure shows the proportion of students in a given year that complete a qualification or re-enrol at the same tertiary education organisation in the following year.

Median: 54%

| | | |
|----|--|-----|
| 1 | Sobieski Consultants (Training Division) | 97% |
| 2 | National Trade Academy Ltd | 96% |
| 3 | Bay Agricultural Training Limited | 90% |
| 4 | The Hairdressing College | 89% |
| 5 | Palmerston North School of Design Ltd | 89% |
| 6 | Maniapoto Training Agency | 89% |
| 7 | Nelson Training Centre | 88% |
| 8 | Nelson Technical Institute Ltd | 87% |
| 9 | Sir George Seymour College | 86% |
| 10 | Servilles Academy Limited | 82% |
| 11 | Fairview Educational Services Limited | 81% |
| 12 | Lakeland Learning Company Limited | 80% |
| 13 | U Turn Community Training Services | 79% |
| 14 | Pacific Coast Technical Institute | 78% |
| 15 | Corporate Academy Group | 76% |
| 16 | The Cut Above Academy Limited | 76% |
| 17 | New Zealand Institute of Sport | 76% |
| 18 | MSL Training Ltd | 75% |
| 18 | Premier Hairdressing Academy | 75% |
| 20 | Land Based Training Limited | 74% |
| 21 | Strive Community Trust Training | 73% |
| 22 | Matapuna Training Centre | 73% |
| 23 | Orongomai Marae Community Centre Trust | 73% |
| 24 | Ag Challenge Limited | 72% |

Disclaimer: The results in this report are generated from data submitted by Tertiary Education Organisations. While efforts have been made to verify the information, the Tertiary Education Commission does not attest to the accuracy or completeness of the results.



Regent Training Centre Limited

Organisation Type: **Private Training Establishment**

Year: **2014** Fund: **Youth Guarantee**

Successful Completion of Courses

This measure shows the proportion of courses in a given year that are successfully completed.

Median: 61%

| | | |
|----|---|-----|
| 25 | The Cut Above Academy Limited | 74% |
| 26 | Employ NZ | 73% |
| 27 | Avon City Ford Training Services | 73% |
| 28 | Horizon Education Limited | 72% |
| 29 | New Zealand Equine Training Limited | 72% |
| 30 | Palmerston North School of Design Ltd | 72% |
| 31 | Hair to Train | 72% |
| 32 | ACG Tertiary & Careers | 72% |
| 33 | Training For You Limited | 72% |
| 34 | Premier Hairdressing Academy | 72% |
| 35 | People Potential Limited | 71% |
| 36 | Auckland Hotel & Chefs Training School | 71% |
| 37 | Turanga Ararau | 70% |
| 38 | Te Kokiri Development Consultancy Inc | 70% |
| 39 | Harrington\Vaughan Academy of Hairdress | 70% |
| 40 | The Hairdressing College | 70% |
| 41 | MSL Training Ltd | 69% |
| 42 | Target Education | 68% |
| 43 | HLC | 68% |
| 44 | Avonmore Tertiary Institute | 68% |
| 45 | Corporate Academy Group | 68% |
| 46 | Education Action Limited | 68% |
| 47 | Nelson Training Centre | 67% |
| 48 | Trade and Commerce Centre | 67% |

Completion of Qualifications

This measure shows the proportion of students in a given year who complete a qualification.

Median: 58%

| | | |
|----|--|-----|
| 26 | Auckland Hotel & Chefs Training School | 71% |
| 27 | National Council of YMCAs of New Zealand | 70% |
| 28 | Bay Agricultural Training Limited | 69% |
| 29 | Servilles Academy Limited | 69% |
| 30 | Responsive Trade Education Limited | 69% |
| 31 | Horizon Education Limited | 67% |
| 32 | FEATS Ltd | 67% |
| 33 | Avon City Ford Training Services | 67% |
| 34 | Community Colleges New Zealand Ltd | 66% |
| 35 | Palmerston North School of Design Ltd | 66% |
| 36 | Kokiri Marae Keriana Olsen Trust | 65% |
| 37 | Avonmore Tertiary Institute | 65% |
| 38 | Hair to Train | 65% |
| 39 | Corporate Academy Group | 64% |
| 40 | Taranaki Educare | 64% |
| 41 | ACG Tertiary & Careers | 63% |
| 42 | Land Based Training Limited | 62% |
| 43 | Te Kokiri Development Consultancy Inc | 62% |
| 44 | HLC | 62% |
| 45 | Target Education | 61% |
| 46 | Agriculture New Zealand | 60% |
| 47 | SENZ Training and Employment Centre | 59% |
| 48 | Front-Line Training Consultancy Limited | 58% |
| 49 | MSL Training Ltd | 58% |

Student Progression to Higher Level Study

This measure shows the proportion of students in a given year who progress to study at a higher level after completing a qualification at levels 1 - 4.

Median: 37%

| | | |
|----|--|-----|
| 24 | Quality Training Services | 58% |
| 26 | Dunedin Training Centre | 57% |
| 26 | Kapiti Skills Centre | 57% |
| 28 | Strive Community Trust Training | 53% |
| 29 | Avon City Ford Training Services | 50% |
| 29 | G & H Training | 50% |
| 29 | New Zealand Equine Training Limited | 50% |
| 29 | Ngati Awa Tertiary Training Organisation | 50% |
| 29 | Te Kaupapa Training Limited | 50% |
| 29 | Te Kotahitanga Training | 50% |
| 35 | Future Skills Academy Limited | 49% |
| 36 | Education Action Limited | 49% |
| 37 | Turanga Ararau | 48% |
| 38 | Trade and Commerce Centre | 44% |
| 39 | Target Education | 44% |
| 40 | ACG Tertiary & Careers | 43% |
| 41 | Horizon Education Limited | 43% |
| 42 | People Potential Limited | 43% |
| 43 | Skills Update Training Institute | 43% |
| 44 | U Turn Community Training Services | 42% |
| 45 | Training For You Limited | 42% |
| 46 | Employ NZ | 42% |
| 47 | Community Colleges New Zealand Ltd | 41% |
| 48 | Bounce Back Training | 40% |

Students Retained in Study

This measure shows the proportion of students in a given year that complete a qualification or re-enrol at the same tertiary education organisation in the following year.

Median: 54%

| | | |
|----|---|-----|
| 24 | The Methodist Mission | 72% |
| 26 | School of Business Ltd | 71% |
| 27 | Education Action Limited | 71% |
| 28 | Advance Training Centres | 70% |
| 28 | Bounce Back Training | 70% |
| 28 | The College of Future Learning NZ Ltd | 70% |
| 31 | ACG Tertiary & Careers | 69% |
| 32 | Martin-Hautus | 68% |
| 33 | People Potential Limited | 68% |
| 34 | BEST Pacific Institute of Education Ltd | 67% |
| 35 | Harrington\Vaughan Academy of Hairdress | 67% |
| 35 | Metal Tech Education Ltd | 67% |
| 37 | 2 Meke Training Limited | 66% |
| 38 | Horizon Education Limited | 65% |
| 38 | Waikato School of Hairdressing Limited | 65% |
| 40 | Morrinsville Training Centre Ltd | 65% |
| 41 | Target Education | 64% |
| 42 | Taranaki Educare | 62% |
| 43 | ATC New Zealand | 62% |
| 44 | Employ NZ | 61% |
| 45 | Trade Education Limited | 61% |
| 46 | New Zealand Management Academies | 60% |
| 47 | Te Kotahitanga E Mahi Kaha Trust | 60% |
| 48 | Te Kokiri Development Consultancy Inc | 59% |

Disclaimer: The results in this report are generated from data submitted by Tertiary Education Organisations. While efforts have been made to verify the information, the Tertiary Education Commission does not attest to the accuracy or completeness of the results.

The Performance of Tertiary Education Organisations

www.tec.govt.nz



Tertiary Education Commission
Te Amorangi Mātauranga Matua

Regent Training Centre Limited

Organisation Type: Private Training Establishment

Year: 2014

Fund: Youth Guarantee

Successful Completion of Courses

This measure shows the proportion of courses in a given year that are successfully completed.

Median: 61%

| | | |
|----|--|-----|
| 49 | Trade Education Limited | 66% |
| 50 | BEST Pacific Institute of Education Ltd | 66% |
| 51 | Land Based Training Limited | 65% |
| 52 | Fairview Educational Services Limited | 63% |
| 53 | Skills Update Training Institute | 61% |
| 54 | Workforce Development Limited | 61% |
| 55 | School of Business Ltd | 61% |
| 56 | C Hayes Engineering Training Division | 60% |
| 57 | Career NetWork Ltd | 60% |
| 58 | Orongomai Marae Community Centre Trust | 60% |
| 59 | FEATS Ltd | 60% |
| 60 | Future Skills Academy Limited | 59% |
| 61 | Kershaw Training Enterprises | 59% |
| 62 | EnterpriseMIT | 59% |
| 63 | ATC New Zealand | 58% |
| 64 | ACTS Institute of New Zealand | 58% |
| 65 | National Council of YMCAs of New Zealand | 58% |
| 66 | National Trade Academy Ltd | 57% |
| 67 | SENZ Training and Employment Centre | 57% |
| 68 | Agriculture New Zealand | 56% |
| 69 | Taratahi Agricultural Training Centre | 54% |
| 70 | Pacific Coast Technical Institute | 54% |
| 71 | Front-Line Training Consultancy Limited | 54% |
| 72 | VisionWest Community Trust | 54% |

Completion of Qualifications

This measure shows the proportion of students in a given year who complete a qualification.

Median: 58%

| | | |
|----|--|------------|
| 50 | The Cut Above Academy Limited | 57% |
| 51 | Regent Training Centre Limited | 54% |
| 52 | BEST Pacific Institute of Education Ltd | 53% |
| 53 | Orongomai Marae Community Centre Trust | 52% |
| 54 | Skills Update Training Institute | 51% |
| 55 | Turanga Ararau | 50% |
| 56 | Sobieski Consultants (Training Division) | 49% |
| 57 | G & H Training | 48% |
| 58 | Pacific Coast Technical Institute | 48% |
| 59 | Harrington\Vaughan Academy of Hairdress | 47% |
| 60 | Trade and Commerce Centre | 47% |
| 61 | Kershaw Training Enterprises | 46% |
| 62 | ACTS Institute of New Zealand | 46% |
| 63 | Workforce Development Limited | 46% |
| 64 | Future Skills Academy Limited | 45% |
| 65 | Academy Group (NZ) Limited | 44% |
| 66 | Fairview Educational Services Limited | 44% |
| 67 | Matapuna Training Centre | 44% |
| 68 | VisionWest Community Trust | 43% |
| 69 | ATC New Zealand | 42% |
| 70 | VETEL | 41% |
| 71 | National Trade Academy Ltd | 41% |
| 72 | Taratahi Agricultural Training Centre | 40% |
| 73 | Te Kotahitanga E Mahi Kaha Trust | 39% |

Student Progression to Higher Level Study

This measure shows the proportion of students in a given year who progress to study at a higher level after completing a qualification at levels 1 - 4.

Median: 37%

| | | |
|----|--|-----|
| 48 | Te Kotahitanga E Mahi Kaha Trust | 40% |
| 50 | HLC | 38% |
| 51 | Harrington\Vaughan Academy of Hairdress | 38% |
| 52 | Academy Group (NZ) Limited | 37% |
| 53 | SPI Institute Limited | 37% |
| 54 | Ag Challenge Limited | 36% |
| 54 | Responsive Trade Education Limited | 36% |
| 56 | Capital Training | 35% |
| 57 | SENZ Training and Employment Centre | 34% |
| 58 | Avonmore Tertiary Institute | 33% |
| 58 | Career NetWork Ltd | 33% |
| 58 | Hawera Training Centre Trust | 33% |
| 58 | Orongomai Marae Community Centre Trust | 33% |
| 62 | Kokiri Marae Keriana Olsen Trust | 32% |
| 63 | Trade Education Limited | 31% |
| 64 | Waikato School of Hairdressing Limited | 31% |
| 65 | ATC New Zealand | 31% |
| 66 | Land Based Training Limited | 30% |
| 66 | National Trade Academy Ltd | 30% |
| 68 | Front-Line Training Consultancy Limited | 29% |
| 68 | Gisborne Development Incorporated | 29% |
| 68 | Sobieski Consultants (Training Division) | 29% |
| 68 | Taratahi Agricultural Training Centre | 29% |
| 72 | Corporate Academy Group | 28% |

Students Retained in Study

This measure shows the proportion of students in a given year that complete a qualification or re-enrol at the same tertiary education organisation in the following year.

Median: 54%

| | | |
|----|--|------------|
| 49 | Skills Update Training Institute | 59% |
| 50 | Auckland Hotel & Chefs Training School | 58% |
| 51 | Trade and Commerce Centre | 57% |
| 52 | Regent Training Centre Limited | 57% |
| 53 | Agriculture New Zealand | 56% |
| 54 | Kokiri Training Centre | 56% |
| 54 | Workforce Development Limited | 56% |
| 56 | Avonmore Tertiary Institute | 55% |
| 57 | Turanga Ararau | 55% |
| 58 | Responsive Trade Education Limited | 55% |
| 59 | Community Colleges New Zealand Ltd | 54% |
| 60 | Avon City Ford Training Services | 53% |
| 60 | FEATS Ltd | 53% |
| 62 | Hair to Train | 53% |
| 63 | Capital Training | 51% |
| 64 | HLC | 50% |
| 64 | Kapiti Skills Centre | 50% |
| 66 | Kokiri Marae Keriana Olsen Trust | 49% |
| 67 | VETEL | 48% |
| 68 | Training For You Limited | 47% |
| 69 | Quality Training Services | 47% |
| 70 | Auckland City Training School | 47% |
| 71 | Taratahi Agricultural Training Centre | 47% |
| 72 | New Zealand Equine Training Limited | 44% |

Disclaimer: The results in this report are generated from data submitted by Tertiary Education Organisations. While efforts have been made to verify the information, the Tertiary Education Commission does not attest to the accuracy or completeness of the results.



Regent Training Centre Limited

Organisation Type: Private Training Establishment

Year: 2014

Fund: Youth Guarantee

Successful Completion of Courses

This measure shows the proportion of courses in a given year that are successfully completed.

Median: 61%

| | | |
|----|---------------------------------------|------------|
| 73 | G & H Training | 51% |
| 74 | Academy Group (NZ) Limited | 51% |
| 75 | Te Kotahitanga E Mahi Kaha Trust | 51% |
| 76 | Regent Training Centre Limited | 50% |
| 77 | Te Kaupapa Training Limited | 49% |
| 78 | Maniapoto Training Agency | 47% |
| 79 | VETEL | 47% |
| 80 | The Methodist Mission | 46% |
| 81 | Abel Tasman Educational Trust | 46% |
| 82 | YWCA Christchurch Inc | 46% |
| 83 | Whakato Te Matauranga | 45% |
| 84 | Morrinsville Training Centre Ltd | 44% |
| 85 | Quality Training Services | 44% |
| 86 | Enrich+ | 44% |
| 87 | Mara Marketing Limited | 43% |
| 88 | The Salvation Army Employment Plus | 37% |
| 89 | Advanced Training Academy Limited | 37% |
| 90 | Wai Ora Christian Community Trust | 37% |
| 91 | 2 Meke Training Limited | 37% |
| 92 | Kokiri Training Centre | 34% |
| 93 | Matapuna Training Centre | 33% |
| 94 | Greymouth Life Learning Centre | 33% |
| 95 | Te Arawa Lakes Trust | 30% |
| 96 | Golden Bay Work Centre Trust | 29% |

Completion of Qualifications

This measure shows the proportion of students in a given year who complete a qualification.

Median: 58%

| | | |
|----|---------------------------------------|-----|
| 74 | The Methodist Mission | 38% |
| 75 | 2 Meke Training Limited | 38% |
| 76 | Morrinsville Training Centre Ltd | 38% |
| 77 | Kokiri Training Centre | 36% |
| 78 | YWCA Christchurch Inc | 36% |
| 79 | Whakato Te Matauranga | 31% |
| 80 | School of Business Ltd | 30% |
| 81 | Greymouth Life Learning Centre | 26% |
| 82 | Golden Bay Work Centre Trust | 26% |
| 83 | C Hayes Engineering Training Division | 25% |
| 84 | New Zealand Equine Training Limited | 25% |
| 85 | The Salvation Army Employment Plus | 24% |
| 86 | Enrich+ | 21% |
| 87 | Quality Training Services | 21% |
| 88 | Wai Ora Christian Community Trust | 20% |
| 89 | Maata Waka Enterprises | 18% |
| 90 | Gisborne Development Incorporated | 18% |
| 91 | EnterpriseMIT | 14% |
| 92 | Bounce Back Training | 10% |
| 93 | SPI Institute Limited | 9% |
| 94 | Ngati Ruanui Tahua Iwi Authority Inc | 9% |
| 95 | Advanced Training Academy Limited | 8% |
| 96 | Dunedin Training Centre | 6% |
| 97 | Abel Tasman Educational Trust | |

Student Progression to Higher Level Study

This measure shows the proportion of students in a given year who progress to study at a higher level after completing a qualification at levels 1 - 4.

Median: 37%

| | | |
|----|--|-----|
| 73 | Maniapoto Training Agency | 28% |
| 74 | Nelson Technical Institute Ltd | 27% |
| 75 | BEST Pacific Institute of Education Ltd | 27% |
| 76 | Pacific Coast Technical Institute | 23% |
| 77 | Taranaki Educare | 21% |
| 78 | Fairview Educational Services Limited | 20% |
| 79 | The Salvation Army Employment Plus | 18% |
| 80 | National Council of YMCAs of New Zealand | 18% |
| 81 | Service Skills Centre | 17% |
| 81 | VETEL | 17% |
| 83 | The College of Future Learning NZ Ltd | 15% |
| 84 | Agriculture New Zealand | 14% |
| 85 | 2 Meke Training Limited | 13% |
| 85 | Kokiri Training Centre | 13% |
| 85 | Te Kokiri Development Consultancy Inc | 13% |
| 88 | School of Business Ltd | 12% |
| 89 | Advance Training Centres | 12% |
| 90 | Nelson Training Centre | 9% |
| 91 | Bay Agricultural Training Limited | 0% |
| 91 | Business Management School Limited | 0% |
| 91 | Computer Education Solutions Limited | 0% |
| 91 | Greymouth Life Learning Centre | 0% |
| 91 | Mara Marketing Limited | 0% |
| 91 | Metal Tech Education Ltd | 0% |

Students Retained in Study

This measure shows the proportion of students in a given year that complete a qualification or re-enrol at the same tertiary education organisation in the following year.

Median: 54%

| | | |
|----|--|-----|
| 72 | SENZ Training and Employment Centre | 44% |
| 72 | Tautoko Work Trust | 44% |
| 75 | Academy Group (NZ) Limited | 44% |
| 76 | SPI Institute Limited | 43% |
| 77 | National Council of YMCAs of New Zealand | 42% |
| 78 | VisionWest Community Trust | 42% |
| 79 | ACTS Institute of New Zealand | 42% |
| 80 | Whakato Te Matauranga | 41% |
| 81 | Golden Bay Work Centre Trust | 40% |
| 81 | Hawera Training Centre Trust | 40% |
| 83 | Future Skills Academy Limited | 40% |
| 84 | Career NetWork Ltd | 39% |
| 85 | G & H Training | 39% |
| 86 | Service Skills Centre | 37% |
| 87 | Gisborne Development Incorporated | 37% |
| 88 | The Salvation Army Employment Plus | 35% |
| 89 | Mara Marketing Limited | 34% |
| 90 | Computer Education Solutions Limited | 33% |
| 90 | Greymouth Life Learning Centre | 33% |
| 90 | KAAT Trust | 33% |
| 90 | Te Kotahitanga Training | 33% |
| 90 | Te Rapunga o Poutama | 33% |
| 95 | Kershaw Training Enterprises | 33% |
| 96 | Advanced Training Academy Limited | 32% |

Disclaimer: The results in this report are generated from data submitted by Tertiary Education Organisations. While efforts have been made to verify the information, the Tertiary Education Commission does not attest to the accuracy or completeness of the results.



Regent Training Centre Limited

Organisation Type: **Private Training Establishment**

Year: **2014** Fund: **Youth Guarantee**

Successful Completion of Courses

This measure shows the proportion of courses in a given year that are successfully completed.

Median: 61%

| | | |
|-----|--|-----|
| 97 | Dunedin Training Centre | 27% |
| 98 | Maata Waka Enterprises | 26% |
| 99 | Gisborne Development Incorporated | 25% |
| 100 | Ngati Awa Tertiary Training Organisation | 24% |
| 101 | Tautoko Work Trust | 23% |
| 102 | South Pacific Academy of Education | 23% |
| 103 | Ngati Ruanui Tahua Iwi Authority Inc | 19% |
| 104 | Metal Tech Education Ltd | 19% |
| 105 | Te Kotahitanga Training | 12% |
| 106 | Bounce Back Training | 11% |
| 107 | Auckland City Training School | 3% |

Completion of Qualifications

This measure shows the proportion of students in a given year who complete a qualification.

Median: 58%

| | | |
|----|--|--|
| 97 | Auckland City Training School | |
| 97 | Mara Marketing Limited | |
| 97 | Metal Tech Education Ltd | |
| 97 | Ngati Awa Tertiary Training Organisation | |
| 97 | South Pacific Academy of Education | |
| 97 | Tautoko Work Trust | |
| 97 | Te Arawa Lakes Trust | |
| 97 | Te Kaupapa Training Limited | |
| 97 | Te Kotahitanga Training | |
| 97 | Trade Education Limited | |
| 97 | Westport Deep Sea Fishing School | |

Student Progression to Higher Level Study

This measure shows the proportion of students in a given year who progress to study at a higher level after completing a qualification at levels 1 - 4.

Median: 37%

| | | |
|----|--------------------------------------|----|
| 91 | Ngati Ruanui Tahua Iwi Authority Inc | 0% |
| 91 | Premier Hairdressing Academy | 0% |
| 91 | Servilles Academy Limited | 0% |
| 91 | VisionWest Community Trust | 0% |
| 91 | Westport Deep Sea Fishing School | 0% |
| 91 | YWCA Christchurch Inc | 0% |

Students Retained in Study

This measure shows the proportion of students in a given year that complete a qualification or re-enrol at the same tertiary education organisation in the following year.

Median: 54%

| | | |
|-----|--|-----|
| 97 | Dunedin Training Centre | 31% |
| 98 | Front-Line Training Consultancy Limited | 31% |
| 99 | Te Kaupapa Training Limited | 30% |
| 100 | Abel Tasman Educational Trust | 29% |
| 101 | Ngati Ruanui Tahua Iwi Authority Inc | 27% |
| 102 | Te Arawa Lakes Trust | 23% |
| 103 | Maata Waka Enterprises | 22% |
| 103 | Westport Deep Sea Fishing School | 22% |
| 105 | C Hayes Engineering Training Division | 20% |
| 105 | Ngati Awa Tertiary Training Organisation | 20% |
| 107 | YWCA Christchurch Inc | 18% |
| 108 | South Pacific Academy of Education | 17% |
| 109 | Wai Ora Christian Community Trust | 14% |
| 110 | Business Management School Limited | 11% |
| 110 | ITTI | 11% |
| 112 | Enrich+ | 10% |
| 113 | EnterpriseMIT | 7% |
| 114 | River City Training Academy (2006) Ltd | 0% |
| 114 | Travel Careers & Training Limited | 0% |
| 114 | Tupoho Whanau Trust | 0% |
| 114 | Waitaki Training | 0% |

Disclaimer: The results in this report are generated from data submitted by Tertiary Education Organisations. While efforts have been made to verify the information, the Tertiary Education Commission does not attest to the accuracy or completeness of the results.