

# Performance of Tertiary Education Organisations

## Educational Performance Indicators (new methodologies)

### New Zealand College of Chiropractic: 2016 Reporting Year

---

#### Content of this report

#### 1. 2016 Rates for the four educational performance indicators showing the new methodologies

This report provides the 2016 rates for the educational performance indicators (EPIs) for New Zealand College of Chiropractic:

- first year retention rate (new methodology)
- cohort-based qualification completion rate (new methodology)
- course completion rate (existing methodology)
- progression rate (existing methodology).

The new methodologies provide a more meaningful reflection of a tertiary education organisation's performance. Unlike the EFTS-weighted qualification completion rate, the cohort-based measure tracks individual enrolments in qualifications and is not susceptible to rate changes due to external factors such as fluctuations in enrolment patterns or counting multiple completions for the same learning (e.g., through embedded qualifications). The methodology and rules for calculating the cohort-based qualification completion and the first year retention rates can be found [here](#).

The rules and methodologies for the course completion rate and the progression rate have not changed. However, this report uses different grouped register levels than in previous reports to align with the groupings for the new cohort-based qualification completion and first year retention rates.

Note that the overall cohort-based qualification completion rate can be impacted by the proportion of part-time students at a provider. The rate may also not include completions where learners are enrolled in longer qualifications and does not reflect when learners transfer to another TEO before completing a qualification.

Note the new cohort-based qualification completion rate and first year retention rate counts enrolments for all funding sources while the course completion and progression rates only include student achievement component funded enrolments.

#### 2. Supplemental information for cohort-based qualification completion and first year retention rates

The report also includes supplemental information to support the cohort-based qualification completion rate and first year retention rates:

- Information comparing the relative ranking of a TEO within its sub sector when using the existing and new methodologies for the qualification completion and retention rates
- Because of significant differences in how part-time students engage in and complete qualifications we show the volume and proportion of part-time versus full-time learners
- Because students may change their course of study part-way through we show:
  - o For qualification completions – when students complete or progress to a lower or higher level qualification without completing a qualification at the same level that they initially enrolled in
  - o For 1st year retention - When students complete a qualification or progress to a lower or higher level qualification without being retained at the same level after the year they enter the cohort

## Cohort-Based Qualification Completion Rate

This measures the number of learners out of a starting cohort who complete a qualification at the same level after a given time-frame. The rate includes, based on level of study, learners who started in 2011, 2013 and 2015. The percent of learners who either progressed to or completed at a different level than the cohort they were enrolled in is shown in the section on Supplemental and Comparative Information at the end of this report.

### All learners

|  |                                     |     |
|--|-------------------------------------|-----|
| <b>Overall</b>   | New Zealand College of Chiropractic | 91% |
|  | All PTEs                            | 66% |
|  | All TEOs                            | 65% |
| <b>Level 8 to 10</b><br>2011 starting cohort<br>6 year: completions up to 2016             | New Zealand College of Chiropractic | n/a |
|  | All PTEs                            | 54% |
|  | All TEOs                            | 67% |
| <b>Level 7 degree</b><br>2011 starting cohort<br>6 year: completions up to 2016            | New Zealand College of Chiropractic | 91% |
|  | All PTEs                            | 64% |
|  | All TEOs                            | 61% |
| <b>Level 4 to 7 (non degree)</b><br>2013 starting cohort<br>4 year: completions up to 2016 | New Zealand College of Chiropractic | n/a |
|  | All PTEs                            | 75% |
|  | All TEOs                            | 69% |
| <b>Level 1 to 3</b><br>2015 starting cohort<br>2 year: completions up to 2016              | New Zealand College of Chiropractic | n/a |
|  | All PTEs                            | 64% |
|  | All TEOs                            | 64% |

### Overall TEO cohort-based qualification completion rate

91%

|           | Number of learners | Completion Rate |
|-----------|--------------------|-----------------|
| Full-time | 61                 | 93%             |
| Part-time | *                  | 33%             |

### Full-time learners

|                                  |     |
|----------------------------------|-----|
| <b>Overall</b>                   | 93% |
| <b>Level 8 to 10</b>             | n/a |
| <b>Level 7 degree</b>            | 93% |
| <b>Level 4 to 7 (non degree)</b> | n/a |
| <b>Level 1 to 3</b>              | n/a |

### Part-time learners

|                                  |     |
|----------------------------------|-----|
| <b>Overall</b>                   | 33% |
| <b>Level 8 to 10</b>             | n/a |
| <b>Level 7 degree</b>            | 33% |
| <b>Level 4 to 7 (non degree)</b> | n/a |
| <b>Level 1 to 3</b>              | n/a |

n/a values or blank fields indicate that there is no data for the indicator for this organisation.

\* indicates that the data has been suppressed as one or more of the values is less than 10.

## First Year Retention Rate

This rate measures, for longer qualifications, how many learners re-enrolled at the same level in the year after they enter the cohort. The percent of learners who either completed or re-enrolled at a different level is shown in the section on Supplemental and Comparative Information at the end of this report.

### First year retention rates of 2015 starting cohort by levels

|                           |                                     |     |
|---------------------------|-------------------------------------|-----|
| Overall                   | New Zealand College of Chiropractic | 93% |
|                           | All PTEs                            | 48% |
|                           | All TEOs                            | 56% |
| Level 8 to 10             | New Zealand College of Chiropractic | n/a |
|                           | All PTEs                            | 73% |
|                           | All TEOs                            | 75% |
| Level 7 degree            | New Zealand College of Chiropractic | 93% |
|                           | All PTEs                            | 69% |
|                           | All TEOs                            | 72% |
| Level 4 to 7 (non degree) | New Zealand College of Chiropractic | n/a |
|                           | All PTEs                            | 45% |
|                           | All TEOs                            | 46% |

### Overall TEO first year retention rate

93%

**n/a values or blank fields** indicate that there is no data for the indicator for this organisation.

\* indicates that the data has been suppressed as one or more of the values is less than 10.

## EFTS-Weighted Course Completion Rate

This measure shows the proportion of Student Achievement Component funded courses that are successfully completed.

**Note:** The methodology for the EFTS-weighted course completion rate has not changed, however the rates are presented using different register groups from those used in the current report.

### By level of study

|                           |                                     |     |
|---------------------------|-------------------------------------|-----|
| Overall                   | New Zealand College of Chiropractic | 97% |
|                           | All PTEs                            | 82% |
|                           | All TEOs                            | 81% |
| Level 8 to 10             | New Zealand College of Chiropractic | n/a |
|                           | All PTEs                            | 76% |
|                           | All TEOs                            | 84% |
| Level 7 degree            | New Zealand College of Chiropractic | 97% |
|                           | All PTEs                            | 89% |
|                           | All TEOs                            | 87% |
| Level 4 to 7 (non degree) | New Zealand College of Chiropractic | n/a |
|                           | All PTEs                            | 83% |
|                           | All TEOs                            | 81% |
| Level 1 to 3              | New Zealand College of Chiropractic | n/a |
|                           | All PTEs                            | 77% |
|                           | All TEOs                            | 76% |

### Overall TEO EFTS-weighted course completion rate

97%

**n/a values or blank fields** indicate that there is no data for the indicator for this organisation.

\* indicates that the data has been suppressed as one or more of the values is less than 10.

## Student Progression to Higher Level Study

This measure shows the proportion of students in a given year who progress to study at a higher level after completing a Level 1 to 4 Student Achievement Component funded qualification.

**Note:** The methodology for the student progression to higher level of study rate has not changed.

### By level of study progressing from

|         |                                     |     |
|---------|-------------------------------------|-----|
| Overall | New Zealand College of Chiropractic | n/a |
|         | All PTEs                            | 25% |
|         | All TEOs                            | 29% |
| Level 4 | New Zealand College of Chiropractic | n/a |
|         | All PTEs                            | 15% |
|         | All TEOs                            | 20% |
| Level 3 | New Zealand College of Chiropractic | n/a |
|         | All PTEs                            | 25% |
|         | All TEOs                            | 30% |
| Level 2 | New Zealand College of Chiropractic | n/a |
|         | All PTEs                            | 30% |
|         | All TEOs                            | 44% |
| Level 1 | New Zealand College of Chiropractic | n/a |
|         | All PTEs                            | 39% |
|         | All TEOs                            | 44% |

### Overall TEO progression rate

n/a

**n/a values or blank fields** indicate that there is no data for the indicator for this organisation.

\* indicates that the data has been suppressed as one or more of the values is less than 10.

## Relative Results Across Educational Performance Indicators

### Cohort-based qualification completion

This measures the number of learners out of a starting cohort who successfully complete at the same level after a given time-frame.

|    | Name                                     | Rate |
|----|--|------|
|    | PTE subsector median                     | 66%  |
|    | All of sector median                     | 65%  |
| 1  | Manaakitanga Aotearoa Charitable Trust   | 100% |
| 1  | Rapu Ki Rua Institute                    | 100% |
| 3  | NZ School of Outdoor Studies Limited     | 99%  |
| 4  | Capernwray Bible School                  | 99%  |
| 5  | Evolution School of Holistic Therapies   | 99%  |
| 6  | Rangi Ruru Early Childhood College       | 97%  |
| 7  | Institute of Professional Legal Studies  | 97%  |
| 8  | EDENZ Colleges Ltd                       | 97%  |
| 9  | Vineyard College                         | 96%  |
| 10 | Faith Bible College                      | 96%  |
| 11 | Techtorium NZ Institute of IT Ltd        | 96%  |
| 12 | Peter Minturn (NZ) Goldsmith School      | 95%  |
| 13 | North Shore Language School              | 95%  |
| 14 | Mr Barber Training Centre                | 94%  |
| 15 | New Zealand School of Radio Limited      | 93%  |
| 16 | Royal Business College Limited           | 92%  |
| 17 | NZ Inst of Electrolysis & Beauty Therapy | 92%  |
| 18 | New Zealand School of Tourism            | 92%  |
| 19 | MSL Training Ltd                         | 91%  |
| 20 | New Zealand College of Chiropractic      | 91%  |
| 21 | NZ School of Food and Wine Ltd           | 91%  |
| 22 | Alpha Training Centre                    | 90%  |

### First year retention rate

This rate measures, for longer qualifications, how many learners re-enrolled in the same level in the year after they enter the cohort.

|    | Name                                     | Rate |
|----|--|------|
|    | PTE subsector median                     | 48%  |
|    | All of sector median                     | 56%  |
| 1  | South Seas Film & Television School Ltd  | 100% |
| 2  | New Zealand College of Chiropractic      | 93%  |
| 3  | CTC Aviation Training (NZ) Limited       | 92%  |
| 4  | Queenstown Resort College                | 90%  |
| 5  | New Zealand Training Centre              | 89%  |
| 6  | AIS                                      | 88%  |
| 7  | South Pacific Bible College              | 88%  |
| 8  | New Zealand Management Academies         | 87%  |
| 9  | Nelson Aviation College                  | 86%  |
| 10 | New Zealand Tertiary College Limited     | 84%  |
| 11 | North Shore International Academy (NSIA) | 84%  |
| 12 | Animation College New Zealand Limited    | 82%  |
| 13 | Queens Academic Group Limited            | 81%  |
| 14 | Toi Whakaari: NZ Drama School            | 80%  |
| 15 | Catholic Institute of Aotearoa NZ        | 80%  |
| 15 | NZ School of Acupuncture & TCM           | 80%  |
| 17 | Te Tari Puna Ora O Aotearoa/NZ Childcare | 78%  |
| 18 | Media Design School Limited              | 77%  |
| 19 | Te Kohanga Reo National Trust Board      | 75%  |
| 20 | New Zealand College of Chinese Medicine  | 73%  |

### EFTS-weighted course completion

This measure shows the proportion of Student Achievement Component funded courses that are successfully completed.

|    | Name                                     | Rate |
|----|--|------|
|    | PTE subsector median                     | 82%  |
|    | All of sector median                     | 81%  |
| 1  | Alpha Training Centre                    | 100% |
| 1  | Community Colleges New Zealand Ltd       | 100% |
| 1  | Kyewood Equestrian Centre Limited        | 100% |
| 1  | New Zealand Skydiving School Ltd         | 100% |
| 1  | Pathways Bible and Mission College       | 100% |
| 1  | South Pacific Bible College              | 100% |
| 7  | Safety N Action Limited                  | 100% |
| 8  | Good Shepherd College - Te Heparā Pai    | 99%  |
| 9  | Techtorium NZ Institute of IT Ltd        | 99%  |
| 10 | Manaaki Ora                              | 98%  |
| 11 | Toi Whakaari: NZ Drama School            | 98%  |
| 12 | International Aviation Academy of NZ Ltd | 98%  |
| 13 | Taranaki Educare                         | 97%  |
| 14 | New Zealand College of Chiropractic      | 97%  |
| 15 | Hillary Outdoors Education Centres       | 96%  |
| 16 | College of Law NZ                        | 96%  |
| 17 | NZ School of Acupuncture & TCM           | 95%  |
| 18 | North Shore Language School              | 95%  |
| 19 | New Zealand Training Centre              | 95%  |
| 20 | Institute of Professional Legal Studies  | 95%  |
| 21 | Mr Barber Training Centre                | 95%  |

### Student progression to higher levels of study

This measure shows the proportion of students in a given year who progress to study at a higher level after completing a Level 1 to 4 Student Achievement Component funded qualification.

|    | Name                                     | Rate |
|----|--|------|
|    | PTE subsector median                     | 25%  |
|    | All of sector median                     | 29%  |
| 1  | Peter Minturn (NZ) Goldsmith School      | 100% |
| 2  | New Zealand Inst of Fashion Tech Ltd     | 88%  |
| 3  | Laidlaw College Incorporated             | 83%  |
| 4  | Hillary Outdoors Education Centres       | 80%  |
| 5  | Faith Bible College                      | 77%  |
| 6  | NZ School of Outdoor Studies Limited     | 77%  |
| 7  | Hungry Creek Art and Crafts School       | 73%  |
| 8  | Whitireia New Zealand Limited            | 73%  |
| 9  | Whitecliffe College of Arts and Design   | 66%  |
| 10 | New Zealand School of Tourism            | 63%  |
| 11 | Success Maker Education Centre           | 63%  |
| 12 | Taranaki Educare                         | 60%  |
| 13 | The Professional Bar & Restaurant School | 54%  |
| 14 | New Zealand Management Academies         | 53%  |
| 15 | Naturopathic College of New Zealand      | 52%  |
| 16 | International Travel College of NZ       | 52%  |
| 17 | English Teaching College                 | 51%  |
| 18 | Premier Hairdressing Academy             | 47%  |
| 19 | NZ College of Massage                    | 47%  |
| 20 | The Learning Connexion Limited           | 47%  |
| 21 | MSL Training Ltd                         | 47%  |

n/a values or blank fields indicate that there is no data for the indicator for this organisation.

\* indicates that the data has been suppressed as one or more of the values is less than 10.

|    |  |     |    |  |     |    |   |     |    |   |     |
|----|--|-----|----|--|-----|----|---|-----|----|---|-----|
| 22 | Ashton Warner Nanny Academy              | 90% | 21 | Whitireia New Zealand Limited            | 71% | 22 | Eastwest Coll of Intercultural Studies  | 95% | 22 | Auckland City Training School           | 46% |
| 22 | Kyrewood Equestrian Centre Limited       | 90% | 22 | Laidlaw College Incorporated             | 70% | 23 | Ashton Warner Nanny Academy             | 94% | 23 | The Hairdressing College                | 45% |
| 25 | Auckland City Training School            | 89% | 23 | Bethlehem Institute Limited              | 69% | 24 | MSL Training Ltd                        | 94% | 24 | Praxis                                  | 44% |
| 26 | Polyethnic Institute of Studies          | 89% | 24 | IPU New Zealand                          | 67% | 25 | Peter Minturn (NZ) Goldsmith School     | 94% | 25 | Excel Ministries - Performing Arts      | 43% |
| 27 | CPS Training                             | 89% | 25 | South Pacific College of Natural Medicin | 64% | 26 | Whitecliffe College of Arts and Design  | 94% | 26 | New Zealand School of Education Limited | 43% |
| 28 | Advanced Training Academy Limited        | 88% | 26 | Carey Baptist College                    | 63% | 27 | Auckland City Training School           | 94% | 27 | Auckland East City Elim Church          | 42% |
| 29 | South Seas Film & Television School Ltd  | 87% | 27 | BEST Pacific Institute of Education Ltd  | 62% | 28 | Turanga Ararau                          | 93% | 28 | Harrington\Vaughan Academy of Hairdress | 41% |
| 30 | AMS Group Training                       | 87% | 28 | Premier Hairdressing Academy             | 60% | 29 | Nelson Aviation College                 | 93% | 29 | Elite Int School Of Beauty Therapy      | 41% |
| 31 | Academy of Diving Trust                  | 87% | 29 | ICL Business School                      | 59% | 30 | Capital Training                        | 93% | 30 | New Zealand Welding School              | 40% |
| 32 | Whitecliffe College of Arts and Design   | 87% | 30 | Wellpark College                         | 57% | 31 | Polyethnic Institute of Studies         | 93% | 31 | Training For You Limited                | 39% |
| 33 | SENZ Training and Employment Centre      | 86% | 31 | International Aviation Academy of NZ Ltd | 56% | 32 | South Seas Film & Television School Ltd | 93% | 32 | Te Roopu A Iwi o Te Arawa               | 38% |
| 33 | Tipu Ora                                 | 86% | 32 | Te Wananga Takiura                       | 56% | 33 | CTC Aviation Training (NZ) Limited      | 93% | 33 | Target Education                        | 37% |
| 35 | NZ Graduate School of Education Limited  | 85% | 33 | Naturopathic College of New Zealand      | 56% | 34 | New Zealand School of Radio Limited     | 93% | 34 | Servilles Academy Limited               | 37% |
| 36 | Nelson Aviation College                  | 85% | 34 | Anamata PTE - Whakatane                  | 56% | 35 | Aperfield Montessori Trust              | 92% | 35 | BEST Pacific Institute of Education Ltd | 37% |
| 37 | Porse Education & Training               | 84% | 35 | Future Skills Academy Limited            | 55% | 36 | Wanaka Helicopters Limited              | 92% | 36 | Capital Training                        | 36% |
| 38 | NZ College of Massage                    | 84% | 36 | Praxis                                   | 54% | 37 | New Zealand School of Tourism           | 92% | 37 | Design and Arts College of NZ Ltd       | 35% |
| 39 | Pathways Bible and Mission College       | 84% | 37 | Maata Waka Enterprises                   | 50% | 38 | Air New Zealand Aviation Institute      | 92% | 38 | Te Kohanga Reo National Trust Board     | 34% |
| 40 | School of Business Ltd                   | 83% | 37 | North Shore Helecopter Training Ltd      | 50% | 39 | The Hairdressing College                | 92% | 39 | NZ Institute of Education 2007 Limited  | 34% |
| 41 | New Zealand Inst of Fashion Tech Ltd     | 83% | 37 | Palmerston North School of Design Ltd    | 50% | 40 | Vineyard College                        | 91% | 40 | Future Skills Academy Limited           | 34% |
| 42 | Lakeland Learning Company Limited        | 83% | 40 | New Zealand School of Education Limited  | 48% | 41 | Fairview Educational Services Limited   | 91% | 41 | Alphacrucis International College       | 33% |
| 43 | North Shore International Academy (NSIA) | 83% | 41 | Pacific Int Hotel Management School Ltd  | 47% | 42 | English Teaching College                | 91% | 41 | Hair to Train                           | 33% |
| 44 | Avonmore Tertiary Institute              | 83% | 42 | Good Shepherd College - Te Heparā Pai    | 47% | 43 | Te Wananga Takiura                      | 91% | 43 | People Potential Limited                | 33% |
| 45 | Face and Beauty Academy                  | 82% | 42 | International Travel College of NZ       | 47% | 44 | Aromaflex Academy                       | 90% | 44 | Quantum Education Group ES Ltd          | 32% |
| 46 | Blueprint for Learning                   | 82% | 44 | Wanaka Helicopters Limited               | 45% | 45 | CPS Training                            | 90% | 45 | EDENZ Colleges                          | 32% |
| 47 | Air New Zealand Aviation Institute       | 82% | 45 | SAE Institute                            | 43% | 46 | Catholic Institute of Aotearoa NZ       | 90% | 46 | Quantum Education Group Limited         | 31% |
| 48 | Auckland East City Elim Church           | 81% | 46 | Alphacrucis International College        | 42% | 47 | AIS                                     | 89% | 47 | National Trade Academy Ltd              | 31% |
| 48 | Hair to Train                            | 81% | 47 | Air Hawkes Bay Limited                   | 33% | 48 | Vet Nurse plus Limited                  | 89% | 48 | Cornerstone Education                   | 31% |
| 48 | The Hairdressing College                 | 81% | 47 | Hungry Creek Art and Crafts School       | 33% | 49 | NZ School of Outdoor Studies Limited    | 89% | 49 | ATC New Zealand                         | 31% |
| 51 | ITTI                                     | 81% | 47 | Southern Wings Limited                   | 33% | 50 | New Zealand Tertiary College Limited    | 89% | 50 | Te Wananga Takiura                      | 31% |
| 52 | Patrick's School of Hairdressing Limited | 81% | 50 | Bay of Plenty College of Homeopathy Ltd  | 33% | 51 | Pacific Int Hotel Management School Ltd | 89% | 51 | Quantum Education Group QT Limited      | 30% |
|    |  |     |    |  |     | 52 | NZ Graduate School of Education Limited | 89% | 52 | Kyrewood Equestrian Centre Limited      | 29% |

**n/a values or blank fields** indicate that there is no data for the indicator for this organisation.

\* indicates that the data has been suppressed as one or more of the values is less than 10.

|    |  |     |    |  |     |    |  |     |    |  |     |
|----|--|-----|----|--|-----|----|--|-----|----|--|-----|
| 53 | New Zealand School of Dance              | 81% | 51 | Target Education                         | 29% | 53 | Bethlehem Institute Limited              | 89% | 53 | New Zealand Institute of Sport           | 28% |
| 54 | The National School of Aesthetics        | 81% | 52 | The Learning Connexion Limited           | 28% | 54 | Carey Baptist College                    | 88% | 54 | DAS International Academy                | 28% |
| 55 | NZ Institute of Education 2007 Limited   | 80% | 53 | EDENZ Colleges                           | 28% | 55 | Te Tari Puna Ora O Aotearoa/NZ Childcare | 88% | 55 | Academy of Diving Trust                  | 28% |
| 56 | Taruna College                           | 80% | 54 | Air New Zealand Aviation Institute       | 25% | 56 | Academy of Diving Trust                  | 88% | 56 | The Cut Above Academy                    | 27% |
| 57 | AIS                                      | 80% | 54 | Ardmore Flying School                    | 25% | 57 | Waikato Institute of Education           | 88% | 57 | Avonmore Tertiary Institute              | 27% |
| 58 | Toi Whakaari: NZ Drama School            | 80% | 56 | Whitecliffe College of Arts and Design   | 24% | 58 | NZ College of Massage                    | 88% | 58 | Ignite Colleges                          | 26% |
| 59 | Solomon Group                            | 80% | 57 | Servilles Academy Limited                | 19% | 59 | Wellpark College                         | 87% | 59 | Elliott Hairdressing Training Centre Ltd | 25% |
| 60 | New Zealand Skydiving School Ltd         | 79% | 58 | ATC New Zealand                          | 15% | 60 | Bay of Plenty College of Homeopathy Ltd  | 87% | 59 | Palmerston North School of Design Ltd    | 25% |
| 61 | Excel Ministries - Performing Arts       | 79% | 59 | Waikato Aero Club (Inc)                  | 11% | 61 | Faith Bible College                      | 87% | 59 | The Methodist Mission                    | 25% |
| 61 | Harrington\Vaughan Academy of Hairdress  | 79% | 60 | New Zealand School of Dance              | 7%  | 62 | HLC                                      | 87% | 62 | Taratahi Agricultural Training Centre    | 25% |
| 63 | Skills 4 Work Incorporated               | 79% | 61 | NZ College of Massage                    | 6%  | 63 | Whitireia New Zealand Limited            | 87% | 63 | Solomon Group                            | 25% |
| 64 | ACG Yoobee School of Design.             | 78% | 62 | Avonmore Tertiary Institute              | 1%  | 64 | Literacy Aotearoa                        | 87% | 64 | International College of Camille         | 23% |
| 65 | Auckland Hotel & Chefs Training School   | 78% | 62 | ICA                                      | 1%  | 65 | Praxis                                   | 86% | 65 | Waikato School of Hairdressing Limited   | 23% |
| 66 | Eastwest Coll of Intercultural Studies   | 78% | 64 | ACG Yoobee School of Design.             | 0%  | 66 | Queenstown Resort College                | 86% | 66 | Evolution School of Holistic Therapies   | 21% |
| 66 | Kokiri Marae Keriana Olsen Trust         | 78% | 64 | Auckland Hotel & Chefs Training School   | 0%  | 67 | Target Education                         | 86% | 67 | Manaaki Ora                              | 21% |
| 68 | Ignite Colleges                          | 78% | 64 | Design and Arts College of NZ Ltd        | 0%  | 68 | Air Hawkes Bay Limited                   | 86% | 68 | Advance Training Centres                 | 20% |
| 69 | Servilles Academy Limited                | 78% | 64 | East Auckland Performing Arts Limited    | 0%  | 69 | NZ Institute of Education 2007 Limited   | 86% | 68 | Crown Institute of Studies               | 20% |
| 70 | Southern Wings Limited                   | 77% | 64 | Eastwest Coll of Intercultural Studies   | 0%  | 70 | Ag Challenge Limited                     | 85% | 70 | Onsite Education                         | 20% |
| 70 | Vet Nurse plus Limited                   | 77% | 64 | Elite Int School Of Beauty Therapy       | 0%  | 71 | NZ Inst of Electrolysis & Beauty Therapy | 85% | 71 | Skills Update Training Institute         | 19% |
| 72 | Netcor Campus (NZ Education & Tourism)   | 77% | 64 | Hawk Enterprises Ltd                     | 0%  | 72 | Taruna College                           | 85% | 72 | Education Action Limited                 | 18% |
| 73 | Te Kura Motuhake o Te Ataarangi Inc      | 76% | 64 | Lotus Holistic Centre                    | 0%  | 73 | Avonmore Tertiary Institute              | 84% | 73 | Aromaflex Academy                        | 17% |
| 73 | Turanga Ararau                           | 76% | 64 | Martin-Hautus                            | 0%  | 74 | Auckland East City Elim Church           | 84% | 73 | Waikato Institute of Education           | 17% |
| 73 | Waikato Institute for Leisure and Sport  | 76% | 64 | NZ Institute of Education 2007 Limited   | 0%  | 75 | South Pacific College of Natural Medicin | 84% | 75 | Auckland Hotel & Chefs Training School   | 14% |
| 76 | Elite Int School Of Beauty Therapy       | 76% | 64 | NZ International Commercial Pilot Academ | 0%  | 76 | North Shore Helicopter Training Ltd      | 84% | 76 | Netcor Campus (NZ Education & Tourism)   | 13% |
| 77 | Te Tari Puna Ora O Aotearoa/NZ Childcare | 76% | 64 | Pathways Bible and Mission College       | 0%  | 77 | Christchurch Helicopters                 | 83% | 77 | Turanga Ararau                           | 13% |
| 78 | Praxis                                   | 76% | 64 | Quantum Education Group Limited          | 0%  | 78 | Porse Education & Training               | 83% | 78 | NZ School of Food and Wine Ltd           | 13% |
| 79 | Capital Training                         | 75% | 64 | Quantum Education Group QT Limited       | 0%  | 79 | Naturopathic College of New Zealand      | 83% | 79 | Polyethnic Institute of Studies          | 13% |
| 80 | Hillary Outdoors Education Centres       | 75% | 64 | Te Wananga Whare Tapere O Takitimu       | 0%  | 80 | Media Design School Limited              | 83% | 80 | Agriculture New Zealand                  | 12% |
| 81 | Animation College New Zealand Limited    | 75% | 64 | The Cut Above Academy                    | 0%  | 81 | New Zealand College of Chinese Medicine  | 83% | 81 | Workforce Development Limited            | 12% |
| 82 | The Cut Above Academy                    | 74% |    |  |     | 82 | New Zealand Playcentre Federation Inc    | 83% | 82 | School of Business Ltd                   | 12% |
|    |  |     |    |  |     |    |  |     | 83 | Land Based Training Limited              | 12% |

**n/a values or blank fields** indicate that there is no data for the indicator for this organisation.

\* indicates that the data has been suppressed as one or more of the values is less than 10.



|     |   |     |
|-----|---|-----|
| 83  | New Zealand Management Academies        | 74% |
| 84  | Te Wananga Takiura                      | 74% |
| 85  | New Zealand Welding School              | 74% |
| 86  | Wellcare Education Limited              | 73% |
| 87  | DAS International Academy               | 73% |
| 88  | Te Roopu A Iwi o Te Arawa               | 73% |
| 89  | ACG Tertiary & Careers                  | 73% |
| 90  | People Potential Limited                | 72% |
| 91  | Media Design School Limited             | 72% |
| 92  | SAE Institute                           | 72% |
| 93  | Crown Institute of Studies              | 72% |
| 94  | KIWA Institute of Education             | 72% |
| 95  | Land Based Training Limited             | 72% |
| 96  | Queenstown Resort College               | 71% |
| 97  | New Zealand Tertiary College Limited    | 71% |
| 98  | New Zealand Institute of Sport          | 71% |
| 99  | Responsive Trade Education Limited      | 71% |
| 100 | Premier Hairdressing Academy            | 71% |
| 101 | NZ College of Early Childhood Education | 70% |
| 102 | Maniapoto Training Agency               | 70% |
| 103 | Community Colleges New Zealand Ltd      | 70% |
| 104 | ICA                                     | 69% |
| 105 | International College of Camille        | 69% |
| 106 | Training For You Limited                | 69% |
| 107 | International Travel College of NZ      | 69% |
| 108 | Horizon Education Limited               | 69% |
| 108 | Samala Robinson Academy Ltd             | 69% |
| 110 | New Zealand School of Education Limited | 68% |
| 111 | Queens Academic Group Limited           | 68% |
| 112 | Taranaki Educare                        | 67% |
| 113 | The Learning Connexion Limited          | 67% |

|     |   |     |
|-----|---|-----|
| 83  | Laidlaw College Incorporated            | 83% |
| 84  | IPU New Zealand                         | 82% |
| 85  | Airways Training Centre                 | 82% |
| 86  | The National School of Aesthetics       | 82% |
| 87  | New Zealand Management Academies        | 82% |
| 88  | Waikato School of Hairdressing Limited  | 82% |
| 89  | Maata Waka Enterprises                  | 81% |
| 90  | Success Maker Education Centre          | 81% |
| 91  | The Learning Connexion Limited          | 80% |
| 92  | AMS Group Training                      | 80% |
| 93  | School of Business Ltd                  | 80% |
| 94  | The Methodist Mission                   | 80% |
| 95  | Hungry Creek Art and Crafts School      | 80% |
| 96  | New Zealand School of Education Limited | 80% |
| 97  | The Cut Above Academy                   | 80% |
| 98  | Face and Beauty Academy                 | 80% |
| 99  | KIWA Institute of Education             | 80% |
| 100 | EDENZ Colleges                          | 79% |
| 101 | DAS International Academy               | 79% |
| 102 | Evolution School of Holistic Therapies  | 79% |
| 103 | Anamata PTE - Whakatane                 | 79% |
| 104 | SAE Institute                           | 79% |
| 105 | Solomon Group                           | 79% |
| 106 | Animation College New Zealand Limited   | 78% |
| 107 | New Zealand Welding School              | 78% |
| 108 | Hair to Train                           | 78% |
| 109 | New Zealand Inst of Fashion Tech Ltd    | 77% |
| 110 | Ignite Colleges                         | 77% |
| 111 | Nelson Technical Institute Ltd          | 76% |
| 112 | Royal Business College Limited          | 76% |
| 113 | Waikato Aero Club (Inc)                 | 76% |

|     |  |     |
|-----|--|-----|
| 84  | The College of Future Learning NZ Ltd    | 11% |
| 85  | Academy Group (NZ) Limited               | 10% |
| 86  | North Shore Language School              | 10% |
| 87  | Agribusiness Training Limited            | 10% |
| 88  | Vineyard College                         | 10% |
| 89  | KIWA Institute of Education              | 9%  |
| 90  | Samala Robinson Academy Ltd              | 9%  |
| 91  | Blueprint for Learning                   | 9%  |
| 92  | EnterpriseMIT                            | 9%  |
| 93  | Face and Beauty Academy                  | 9%  |
| 94  | Tectra Limited                           | 9%  |
| 95  | Taruna College                           | 8%  |
| 96  | Porse Education & Training               | 8%  |
| 97  | The National School of Aesthetics        | 7%  |
| 98  | Wellcare Education Limited               | 7%  |
| 99  | Waikato Institute for Leisure and Sport  | 6%  |
| 100 | G & H Training                           | 5%  |
| 101 | Fairview Educational Services Limited    | 5%  |
| 101 | HLC                                      | 5%  |
| 101 | Nelson Technical Institute Ltd           | 5%  |
| 104 | Safety N Action Limited                  | 5%  |
| 105 | Air New Zealand Aviation Institute       | 4%  |
| 106 | Mr Barber Training Centre                | 3%  |
| 107 | Ag Challenge Limited                     | 3%  |
| 108 | National College of Security Personnel   | 2%  |
| 109 | AMS Group Training                       | 1%  |
| 110 | Alpha Training Centre                    | 0%  |
| 110 | Ashton Warner Nanny Academy              | 0%  |
| 110 | Community Colleges New Zealand Ltd       | 0%  |
| 110 | ITTI                                     | 0%  |
| 110 | National Council of YMCAs of New Zealand | 0%  |

**n/a values or blank fields** indicate that there is no data for the indicator for this organisation.

\* indicates that the data has been suppressed as one or more of the values is less than 10.

|     |  |  |     |
|-----|--|--|-----|
| 114 | Target Education                         |  | 67% |
| 115 | Gestalt Institute of NZ                  |  | 67% |
| 115 | New Zealand Training Centre              |  | 67% |
| 117 | Employ NZ                                |  | 66% |
| 118 | Front-Line Training Consultancy Limited  |  | 66% |
| 119 | Aromaflex Academy                        |  | 66% |
| 120 | Cornerstone Education                    |  | 66% |
| 121 | Service Skills Centre                    |  | 65% |
| 122 | English Teaching College                 |  | 65% |
| 123 | EnterpriseMIT                            |  | 65% |
| 124 | HLC                                      |  | 65% |
| 125 | U Turn Community Training Services       |  | 65% |
| 126 | Strive Community Trust Training          |  | 65% |
| 127 | EDENZ Colleges                           |  | 65% |
| 128 | Education Action Limited                 |  | 64% |
| 129 | East Auckland Performing Arts Limited    |  | 64% |
| 130 | The Professional Bar & Restaurant School |  | 63% |
| 131 | Design and Arts College of NZ Ltd        |  | 62% |
| 132 | Palmerston North School of Design Ltd    |  | 62% |
| 133 | Nelson Training Centre                   |  | 61% |
| 134 | Quantum Education Group QT Limited       |  | 61% |
| 134 | Te Kohanga Reo National Trust Board      |  | 61% |
| 136 | Mara Marketing Limited                   |  | 61% |
| 137 | Advance Training Centres                 |  | 61% |
| 138 | New Zealand College of Chinese Medicine  |  | 60% |
| 139 | Hungry Creek Art and Crafts School       |  | 60% |
| 140 | Agriculture New Zealand                  |  | 59% |
| 141 | Waikato School of Hairdressing Limited   |  | 59% |
| 142 | Future Skills Academy Limited            |  | 59% |
| 143 | Onsite Education                         |  | 59% |

|     |  |  |     |
|-----|--|--|-----|
| 114 | New Zealand Institute of Sport           |  | 76% |
| 115 | Waikato Institute for Leisure and Sport  |  | 76% |
| 116 | Samala Robinson Academy Ltd              |  | 76% |
| 117 | Te Kohanga Reo National Trust Board      |  | 76% |
| 118 | Te Wananga Whare Tapere O Takitimu       |  | 76% |
| 119 | People Potential Limited                 |  | 76% |
| 120 | Excel Ministries - Performing Arts       |  | 75% |
| 121 | North Shore International Academy (NSIA) |  | 75% |
| 122 | Wellcare Education Limited               |  | 75% |
| 123 | Training For You Limited                 |  | 75% |
| 124 | Servilles Academy Limited                |  | 75% |
| 125 | Academy Group (NZ) Limited               |  | 75% |
| 126 | International College of Camille         |  | 74% |
| 127 | NZ School of Food and Wine Ltd           |  | 74% |
| 128 | Premier Hairdressing Academy             |  | 74% |
| 129 | Alphacrucis International College        |  | 74% |
| 130 | Crown Institute of Studies               |  | 74% |
| 131 | Agriculture New Zealand                  |  | 74% |
| 132 | Southern Wings Limited                   |  | 73% |
| 133 | NZ International Commercial Pilot Academ |  | 73% |
| 134 | International Travel College of NZ       |  | 73% |
| 135 | Land Based Training Limited              |  | 72% |
| 136 | Palmerston North School of Design Ltd    |  | 71% |
| 137 | Taratahi Agricultural Training Centre    |  | 71% |
| 138 | ATC New Zealand                          |  | 71% |
| 139 | Future Skills Academy Limited            |  | 70% |
| 140 | Patricks School of Hairdressing Limited  |  | 70% |
| 141 | Auckland Hotel & Chefs Training School   |  | 69% |
| 142 | The Professional Bar & Restaurant School |  | 69% |
| 143 | Workforce Development Limited            |  | 69% |

|                                     |  |     |
|-------------------------------------|--|-----|
| 110                                 | New Zealand School of Radio Limited      | 0%  |
| 110                                 | North Shore International Academy (NSIA) | 0%  |
| 110                                 | NZ Inst of Electrolysis & Beauty Therapy | 0%  |
| 110                                 | Pacific Coast Technical Institute        | 0%  |
| 110                                 | Patricks School of Hairdressing Limited  | 0%  |
| 110                                 | Sue's Computer Training Company          | 0%  |
| 110                                 | Trade Education Limited                  | 0%  |
| New Zealand College of Chiropractic |  | n/a |

**n/a values or blank fields** indicate that there is no data for the indicator for this organisation.

\* indicates that the data has been suppressed as one or more of the values is less than 10.

|     |  |             |     |
|-----|--|-------------|-----|
| 144 | South Pacific Bible College              | <div></div> | 58% |
| 145 | Taratahi Agricultural Training Centre    | <div></div> | 58% |
| 146 | C Hayes Engineering Training Division    | <div></div> | 58% |
| 147 | Whitireia New Zealand Limited            | <div></div> | 58% |
| 148 | Kershaw Training Enterprises             | <div></div> | 57% |
| 149 | Ag Challenge Limited                     | <div></div> | 57% |
| 150 | Matapuna Training Centre                 | <div></div> | 57% |
| 150 | Tautoko Work Trust                       | <div></div> | 57% |
| 152 | G & H Training                           | <div></div> | 57% |
| 153 | Tectra Limited                           | <div></div> | 56% |
| 154 | International Aviation Academy of NZ Ltd | <div></div> | 56% |
| 155 | Skills Update Training Institute         | <div></div> | 55% |
| 156 | ACTS Institute of New Zealand            | <div></div> | 55% |
| 157 | Alphacrucis International College        | <div></div> | 55% |
| 158 | National Trade Academy Ltd               | <div></div> | 55% |
| 159 | Nelson Technical Institute Ltd           | <div></div> | 54% |
| 160 | Martin-Hautus                            | <div></div> | 54% |
| 161 | SPI Institute Limited                    | <div></div> | 54% |
| 162 | NZ School of Acupuncture & TCM           | <div></div> | 54% |
| 163 | FEATS Ltd                                | <div></div> | 53% |
| 164 | Pacific Int Hotel Management School Ltd  | <div></div> | 53% |
| 165 | VisionWest Community Trust               | <div></div> | 53% |
| 166 | South Pacific College of Natural Medicin | <div></div> | 53% |
| 167 | Fairview Educational Services Limited    | <div></div> | 52% |
| 168 | HFT Limited                              | <div></div> | 52% |
| 169 | Sobieski Consultants (Training Division) | <div></div> | 52% |
| 170 | ATC New Zealand                          | <div></div> | 52% |
| 171 | Laidlaw College Incorporated             | <div></div> | 51% |
| 172 | Bethlehem Institute Limited              | <div></div> | 50% |
| 173 | New Zealand Equine Training Limited      | <div></div> | 50% |
| 173 | Te Kokiri Development Consultancy Inc    | <div></div> | 50% |

|     |   |             |     |
|-----|---|-------------|-----|
| 144 | National Trade Academy Ltd              | <div></div> | 68% |
| 145 | Design and Arts College of NZ Ltd       | <div></div> | 68% |
| 146 | Blueprint for Learning                  | <div></div> | 68% |
| 147 | Ardmore Flying School                   | <div></div> | 68% |
| 148 | EnterpriseMIT                           | <div></div> | 67% |
| 149 | Education Action Limited                | <div></div> | 67% |
| 150 | Advance Training Centres                | <div></div> | 66% |
| 151 | National College of Security Personnel  | <div></div> | 66% |
| 152 | Queens Academic Group Limited           | <div></div> | 64% |
| 153 | Cornerstone Education                   | <div></div> | 63% |
| 154 | ICL Business School                     | <div></div> | 63% |
| 155 | Te Kura Motuhake o Te Ataarangi Inc     | <div></div> | 63% |
| 156 | BEST Pacific Institute of Education Ltd | <div></div> | 62% |
| 157 | East Auckland Performing Arts Limited   | <div></div> | 61% |
| 158 | G & H Training                          | <div></div> | 61% |
| 159 | Onsite Education                        | <div></div> | 59% |
| 160 | Elite Int School Of Beauty Therapy      | <div></div> | 56% |
| 161 | Skills Update Training Institute        | <div></div> | 52% |
| 162 | Netcor Campus (NZ Education & Tourism)  | <div></div> | 51% |
| 163 | Pacific Coast Technical Institute       | <div></div> | 47% |
| 164 | Harrington\Vaughan Academy of Hairdress | <div></div> | 47% |
| 165 | Trade Education Limited                 | <div></div> | 47% |
| 166 | Sue's Computer Training Company         | <div></div> | 45% |
| 167 | Quantum Education Group QT Limited      | <div></div> | 41% |
| 168 | Quantum Education Group ES Ltd          | <div></div> | 41% |
| 169 | Quantum Education Group Limited         | <div></div> | 35% |
| 170 | The College of Future Learning NZ Ltd   | <div></div> | 32% |
| 171 | Helipro Aviation                        | <div></div> | 16% |
| 172 | Agribusiness Training Limited           | <div></div> | 9%  |
| 173 | Computer Power (NZ) Ltd (Spherion)      | <div></div> | 0%  |

**n/a values or blank fields** indicate that there is no data for the indicator for this organisation.

\* indicates that the data has been suppressed as one or more of the values is less than 10.

|     |  |     |
|-----|--|-----|
| 173 | Whakato te Matauranga                    | 50% |
| 176 | VETEL                                    | 49% |
| 177 | Wellpark College                         | 48% |
| 178 | Anamata PTE - Whakatane                  | 48% |
| 179 | Academy Group (NZ) Limited               | 48% |
| 180 | Trade & Commerce - HEAD OFFICE - Napier  | 47% |
| 181 | Literacy Aotearoa                        | 47% |
| 182 | Carey Baptist College                    | 45% |
| 183 | Naturopathic College of New Zealand      | 45% |
| 184 | National College of Security Personnel   | 45% |
| 185 | Trade Education Limited                  | 45% |
| 186 | Gisborne Development Incorporated        | 44% |
| 187 | BEST Pacific Institute of Education Ltd  | 44% |
| 188 | Workforce Development Limited            | 44% |
| 189 | National Council of YMCAs of New Zealand | 43% |
| 190 | The Methodist Mission                    | 43% |
| 191 | Pacific Training Institute (PTI)         | 43% |
| 192 | Regent Training Centre Limited           | 42% |
| 193 | Morrinsville Training Centre Ltd         | 42% |
| 194 | Orongomai Marae Community Centre Trust   | 42% |
| 195 | The College of Future Learning NZ Ltd    | 42% |
| 196 | The Salvation Army Employment Plus       | 41% |
| 197 | Success Maker Education Centre           | 41% |
| 198 | Alphacrucis Limited                      | 40% |
| 199 | Golden Bay Work Centre Trust             | 40% |
| 200 | Lotus Holistic Centre                    | 38% |
| 201 | Pacific Coast Technical Institute        | 37% |
| 202 | Good Shepherd College - Te Heparā Pai    | 37% |
| 203 | Quantum Education Group Limited          | 37% |
| 204 | Dunedin Training Centre                  | 37% |

|     |   |    |
|-----|---|----|
| 173 | NZ College of Early Childhood Education | 0% |
| 173 | Tectra Limited                          | 0% |

**n/a values or blank fields** indicate that there is no data for the indicator for this organisation.

\* indicates that the data has been suppressed as one or more of the values is less than 10.

|     |   |     |
|-----|---|-----|
| 205 | Te Kotahitanga Training                 | 36% |
| 206 | Construction Trade Training Unit        | 35% |
| 207 | Quantum Education Group ES Ltd          | 34% |
| 208 | Bay Agricultural Training Limited       | 33% |
| 209 | Career NetWork Ltd                      | 33% |
| 210 | Safety N Action Limited                 | 32% |
| 211 | Avon City Ford Training Services        | 31% |
| 212 | Ardmore Flying School                   | 30% |
| 213 | IPU New Zealand                         | 29% |
| 214 | Westport Deep Sea Fishing School        | 29% |
| 215 | Catholic Institute of Aotearoa NZ       | 28% |
| 216 | Quality Training Services               | 27% |
| 217 | Te Wananga Whare Tapere O Takitimu      | 25% |
| 218 | Agribusiness Training Limited           | 24% |
| 219 | Aperfield Montessori Trust              | 23% |
| 220 | Trinity Methodist Theological College   | 20% |
| 220 | Waikato Aero Club (Inc)                 | 20% |
| 222 | Waikato Institute of Education          | 17% |
| 223 | Sue's Computer Training Company         | 14% |
| 224 | ICL Business School                     | 14% |
| 225 | Abel Tasman Educational Trust           | 10% |
| 226 | Bay of Plenty College of Homeopathy Ltd | 8%  |
| 227 | Te Arawa Lakes Trust                    | 5%  |
| 228 | CTC Aviation Training (NZ) Limited      | 4%  |
| 229 | 2 Meke Training Limited                 | 0%  |
| 229 | Air Hawke's Bay Ltd                     | 0%  |
| 229 | Airways Training Centre                 | 0%  |
| 229 | Hawk Enterprises Ltd                    | 0%  |
| 229 | KAAT Trust                              | 0%  |
| 229 | Maata Waka Enterprises                  | 0%  |
| 229 | New Zealand Playcentre Federation Inc   | 0%  |
| 229 | Te Ata Hou Trust                        | 0%  |

**n/a values or blank fields** indicate that there is no data for the indicator for this organisation.

\* indicates that the data has been suppressed as one or more of the values is less than 10.

|     |                                   |    |
|-----|-----------------------------------|----|
| 229 | Te Kaupapa Training Limited       | 0% |
| 229 | Te Whare Wananga O Te Pihopatanga | 0% |

**n/a values or blank fields** indicate that there is no data for the indicator for this organisation.  
 \* indicates that the data has been suppressed as one or more of the values is less than 10.

## Supplemental and Comparative Information

### Cohort-based Qualification Completion and First Year Retention Rates

The following tables and graphs provide supplemental information on the cohort-based qualification completion rate and the first year retention rate, and should support a fuller understanding of these two rates.

#### Cohort-Based Qualification Completion Rate

##### Part-time vs full-time study and completions/progressions to lower or higher levels

The following table shows the volume of part-time versus full-time learners studying at different register levels. It also shows when learners have completed a lower-level or higher-level qualification from which they originally started.

| Cohort                    | Starting cohort year | Number of learners in starting cohort |           |     | Qualification completion<br>Rate | Other qualification completion |                     | Non-completion progression |                     |
|---------------------------|----------------------|---------------------------------------|-----------|-----|----------------------------------|--------------------------------|---------------------|----------------------------|---------------------|
|                           |                      | Full-time                             | Part-time | All |                                  | Higher level<br>Rate           | Lower level<br>Rate | Higher level<br>Rate       | Lower level<br>Rate |
| Level 1 to 3              | 2015                 |                                       |           |     |                                  |                                |                     |                            |                     |
| Level 4 to 7 (non degree) | 2013                 |                                       |           |     |                                  |                                |                     |                            |                     |
| Level 7 degree            | 2011                 | 61                                    | *         | *   | 91%                              | 0%                             | 0%                  | 0%                         | 0%                  |
| Level 8 to 10             | 2011                 |                                       |           |     |                                  |                                |                     |                            |                     |

**Qualification completion:** This measures how many learners in a cohort successfully complete at the same level.

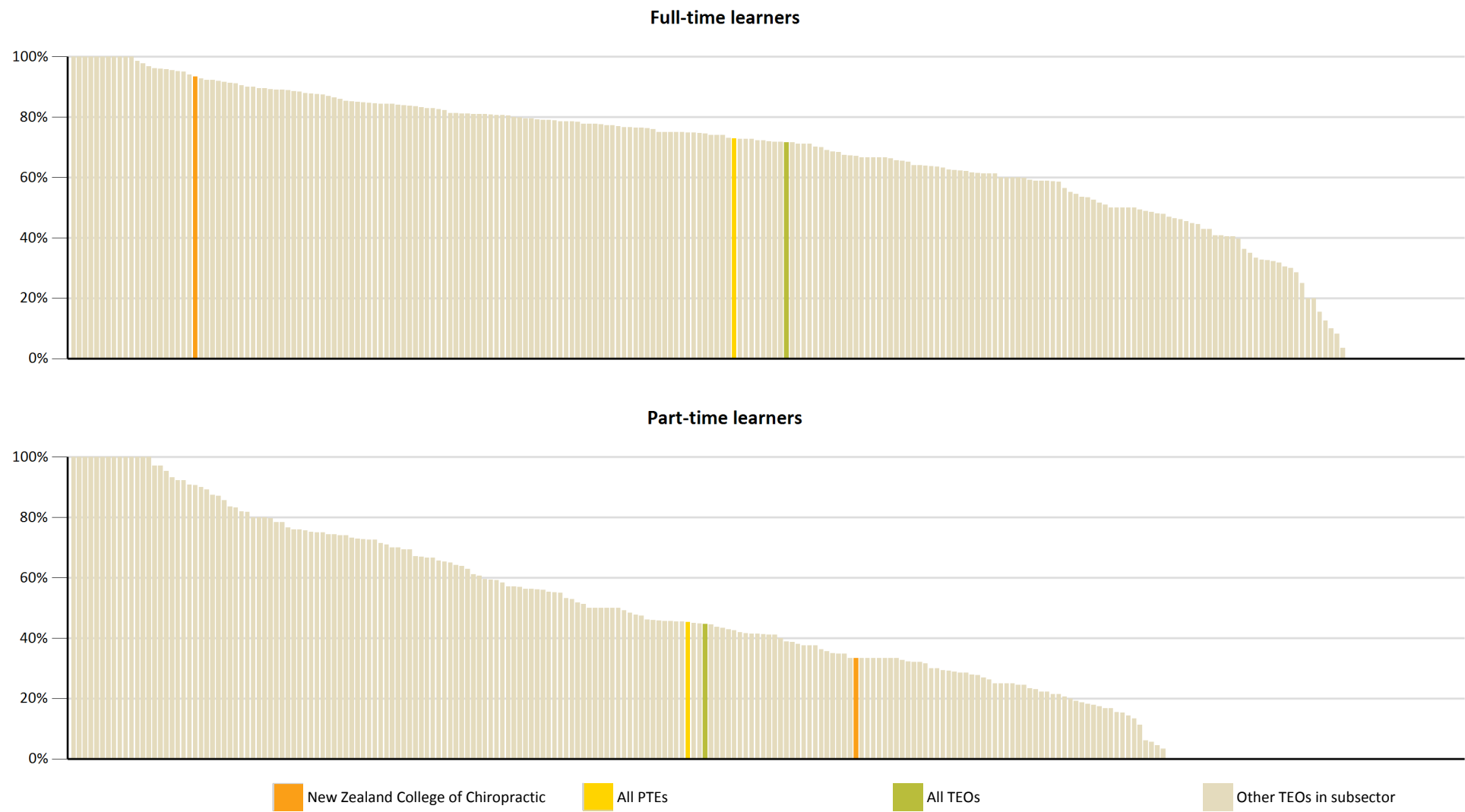
**Qualification completion at other levels:** This measures how many learners in a cohort, who have not completed a qualification as part of the cohort but have completed a qualification at a higher or lower level.

**Non-completion progression:** This measures how many learners in the cohort progress to a higher or lower level without having completed a qualification at the level they started.

**n/a values or blank fields** indicate that there is no data for the indicator for this organisation.

\* indicates that the data has been suppressed as one or more of the values is less than 10.

TEO Comparison vs. Sub-sector: Cohort-Based Qualification Completion Rates for Full-time and Part-time Learners



n/a values or blank fields indicate that there is no data for the indicator for this organisation.  
\* indicates that the data has been suppressed as one or more of the values is less than 10.

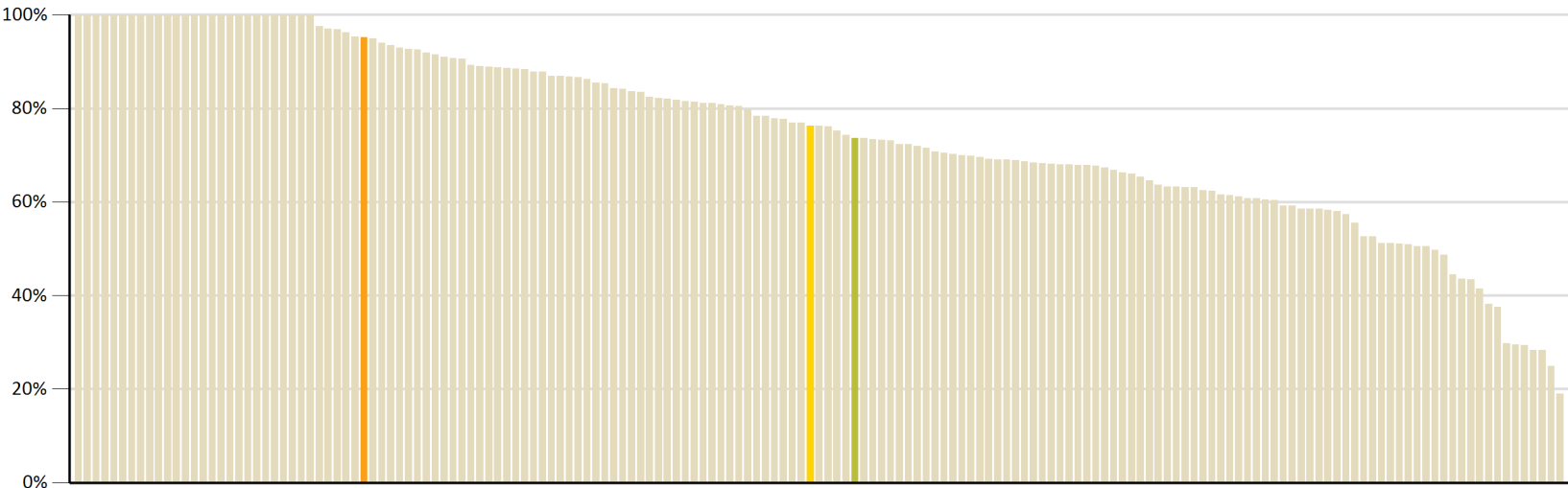


## Comparing Relative Rankings: EFTS-Weighted Qualification Completion Rate vs. Cohort-Based Qualification Completion Rate

### EFTS-weighted qualification completion rate (original)

#### Student achievement component provision only

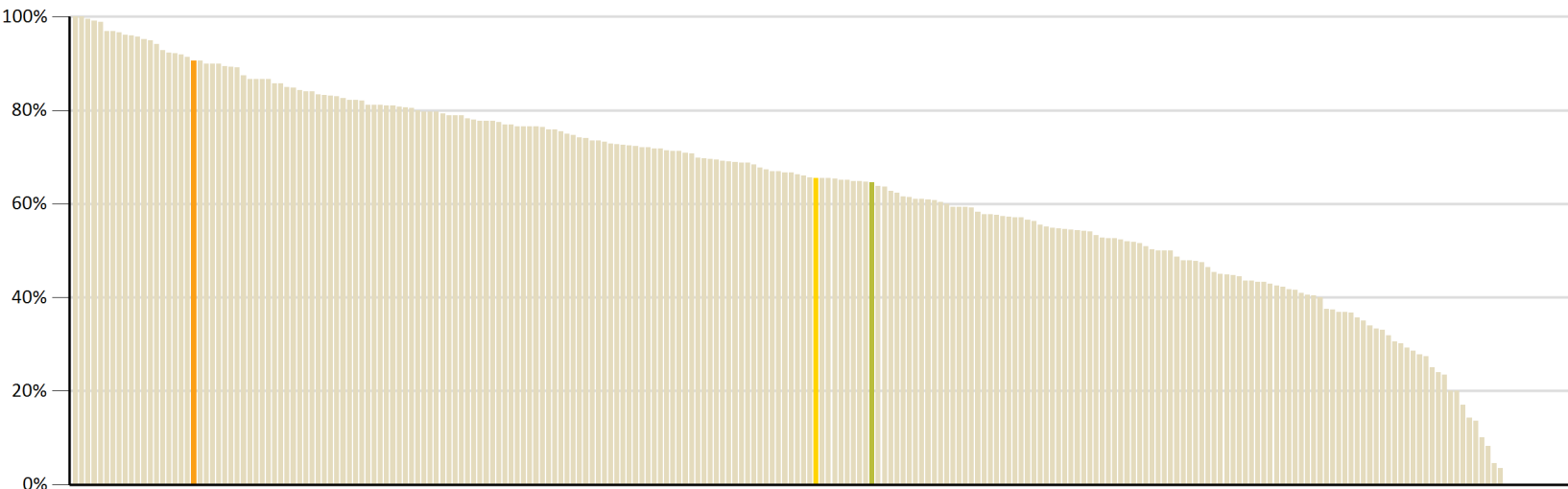
The measures the number of qualifications completed at each TEO, weighted by the 'size' of the qualification, divided by the total number of EFTS delivered for the total course enrolments in a given year.



### Cohort-based qualification completion rate (new)

This measures the number of learners out of a starting cohort who successfully complete at the same level after a given time-frame.

In contrast to the EFTS-weighted qualification completion rate, the cohort-based measure counts unique individuals and is not susceptible to rate changes due to external factors such as fluctuations in enrolment patterns or artificially increased rates through counting multiple completions (e.g., through embedded qualifications).



Legend: New Zealand College of Chiropractic (orange), All PTEs (yellow), All TEOs (green), Other TEOs in subsector (tan)

n/a values or blank fields indicate that there is no data for the indicator for this organisation.

\* indicates that the data has been suppressed as one or more of the values is less than 10.

## First Year Retention Rate

The following table provides supplemental information on the first year retention rate, and should support a fuller understanding of these rates.

| Cohort                    | Starting cohort year | Cohort       | First year retention | Completion | Progression  |             |
|---------------------------|----------------------|--------------|----------------------|------------|--------------|-------------|
|                           |                      | Total number | Rate                 | Rate       | Higher level | Lower level |
| Level 4 to 7 (non degree) | 2015                 |              |                      |            |              |             |
| Level 7 degree            | 2015                 | 74           | 93%                  | 0%         | 0%           | 0%          |
| Level 8 to 10             | 2015                 |              |                      |            |              |             |

**First year retention rate:** This rate measures, for longer qualifications, how many learners from the starting cohort are retained in study in the year following the year they enter the cohort.

**Completion:** This measures how many learners have not been retained because they completed the qualification.

**Progression:** This measures how many learners who have not been retained but have progressed to either a higher or lower level.

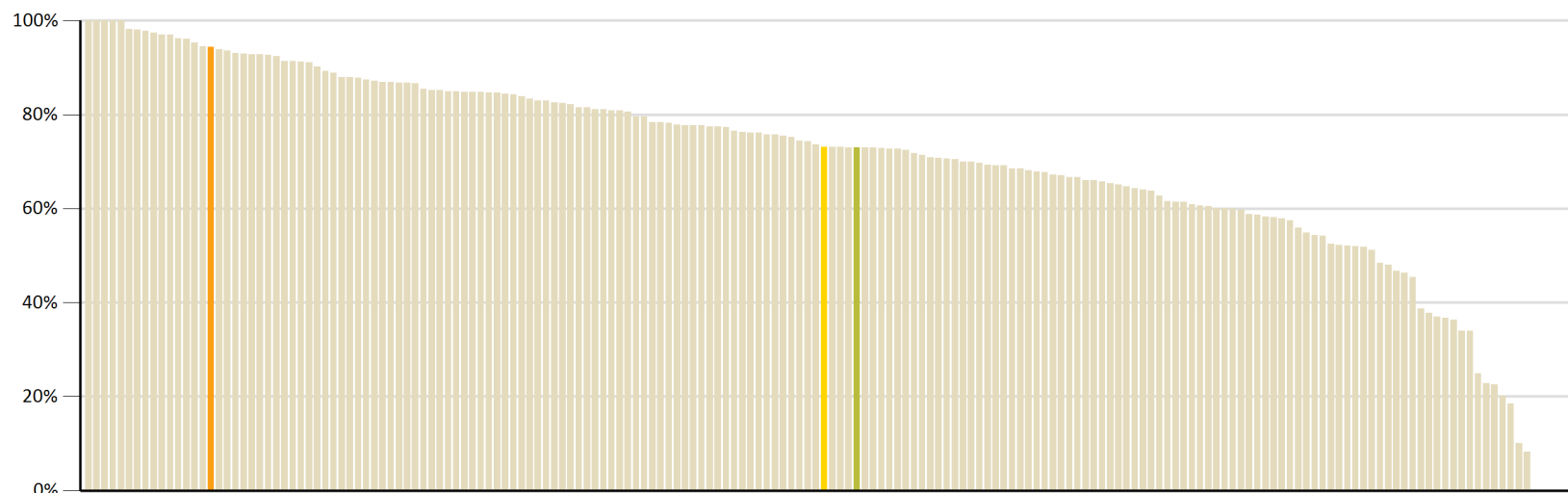
**n/a values or blank fields** indicate that there is no data for the indicator for this organisation.

\* indicates that the data has been suppressed as one or more of the values is less than 10.

## Comparing Relative Rankings: Student Retention Rate vs. First Year Retention Rate

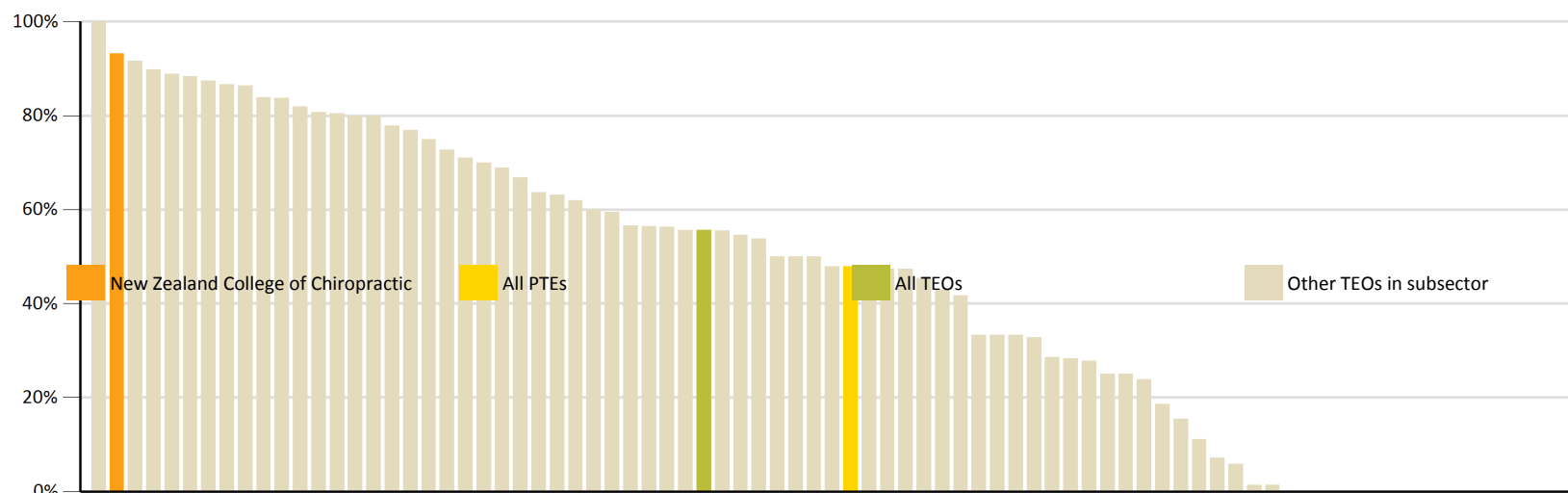
### Student retention rate (original)

This measure shows the proportion of students in a given year that complete a qualification or re-enrol at the same tertiary education organisation in the following year.



### First year retention rate (new)

This rate measures, for longer qualifications, how many learners re-enrolled in the same level in the year after they enter the cohort.



**n/a values or blank fields** indicate that there is no data for the indicator for this organisation.

\* indicates that the data has been suppressed as one or more of the values is less than 10.