



The Private Training Establishment sector

Year: 2013

Fund: Youth Guarantee



Successful Completion of Courses

Level 1	55%
Level 2	54%
Level 3	70%

* Information is not available for this level group.

This measure shows the proportion of courses in a given year that are successfully completed.



Completion of Qualifications

Level 1	47%
Level 2	43%
Level 3	67%

* Information is not available for this level group.

This measure shows the proportion of students in a given year who complete a qualification.



Student Progression to Higher Level Study

Level 1	** %
Level 2	** %
Level 3	** %

** Not available for Youth Guarantee in 2013.

This measure shows the proportion of students in a given year who progress to study at a higher level after completing a qualification at levels 1 - 4.



Students Retained in Study

Level 1	** %
Level 2	** %
Level 3	** %

** Not available for Youth Guarantee in 2013.

This measure shows the proportion of students in a given year that complete a qualification or re-enrol at the same tertiary education organisation in the following year.

About the Private Training Establishment sector Government expectations of the Private Training Establishment sector

In 2013 the TEC funded 198 Private Training Establishments (PTEs) through its Student Achievement Component fund.

The size and characteristics of PTEs vary. Smaller specialised PTEs may offer a single qualification for fewer than 20 equivalent full-time students (EFTS). The largest PTEs may offer a range of qualifications to over a thousand EFTS. For these reasons comparing PTEs may be difficult.

The government expects PTEs to:

- Work with employers to ensure provision meets employment and industry needs
- Get at-risk young people into a career or further education
- Enable Maori and Pasifika learners to progress from foundation level education to higher levels of learning
- Improve adult literacy and numeracy

Tertiary Education Strategy

The Tertiary Education Strategy (TES) sets high expectations for TEO performance and prioritises an outcomes focus especially for industry, Maori and Pasifika learners and at risk young people.

Context

Number of students in total: 7,037

Number of equivalent full-time student places: 5,196

Student ethnicity*		Level of study	
European	47%	Level 1	33%
Maori	48%	Level 2	50%
Pacific	20%	Level 3	18%
Asian	2%		
Other	2%		

*Total may exceed 100% as some students identify with more than one ethnicity.



Te Kotahitanga Training

Organisation Type: Private Training Establishment

Year: 2013 Fund: Youth Guarantee



This measure shows the proportion of courses in a given year that are successfully completed.

This measure shows the proportion of students in a given year who complete a qualification.

This measure shows the proportion of students in a given year who progress to study at a higher level after completing a qualification at levels 1 - 4.

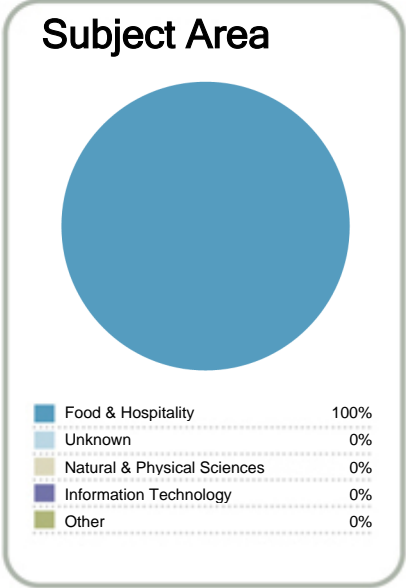
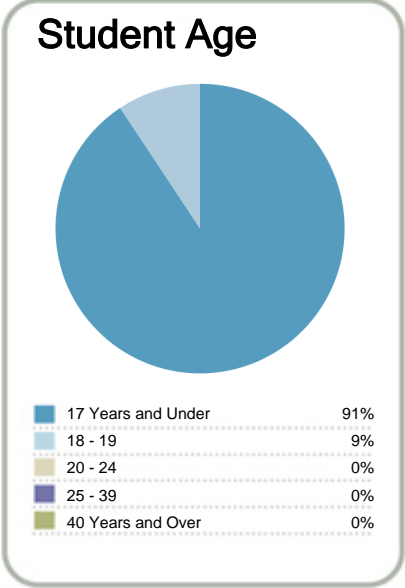
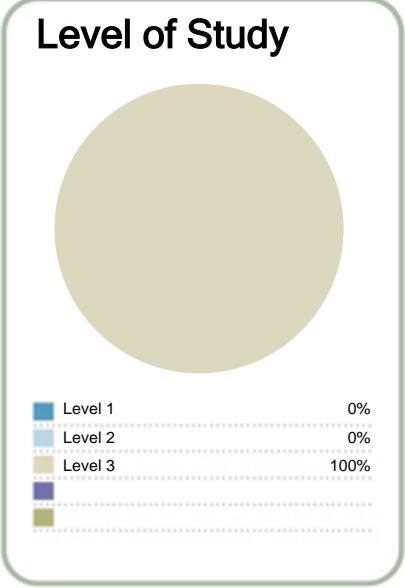
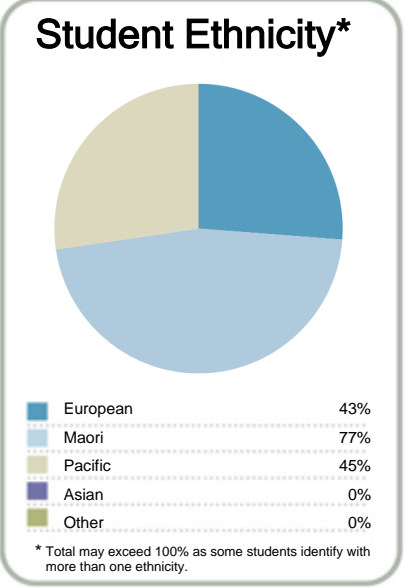
This measure shows the proportion of students in a given year that complete a qualification or re-enrol at the same tertiary education organisation in the following year.

Context

EFTS*: 7
Students: 9

Further information about student characteristics may be available on the organisation's website.

* Number of equivalent full time students.



Contacts

PO Box 75041
Manurewa
Auckland 2243
New Zealand
09 267 1704

A Website is not available for this organisation.



Te Kotahitanga Training

Organisation Type: Private Training Establishment

Year: 2013 Fund: Youth Guarantee

Successful Completion of Courses

This measure shows the proportion of courses in a given year that are successfully completed.

Median: 61%

1	Bay Agricultural Training Limited	100%
1	The Hairdressing College	100%
1	U Turn Community Training Services	100%
1	Westport Deep Sea Fishing School	100%
5	Martin-Hautus	98%
6	Responsive Trade Education Limited	91%
7	National Trade Academy Ltd	89%
8	Fairview Educational Services Limited	88%
9	The Methodist Mission	86%
10	Strive Community Trust Training	86%
11	Palmerston North School of Design Ltd	84%
12	Waikato School of Hairdressing Limited	82%
13	Target Education	82%
14	Servilles Academy Limited	82%
15	Nelson Technical Institute Ltd	81%
16	New Zealand Management Academies	81%
17	Nelson Training Centre	81%
18	Sir George Seymour College	81%
19	New Zealand Institute of Sport	80%
20	The Cut Above Academy Limited	78%
21	New Zealand Career College Ltd	77%
22	New Zealand Equine Training Limited	77%
23	Mara Marketing Limited	76%
24	Agriculture New Zealand	76%

Completion of Qualifications

This measure shows the proportion of students in a given year who complete a qualification.

Median: 48%

1	Corporate Academy Group	100%
1	Nelson Technical Institute Ltd	100%
1	Strive Community Trust Training	100%
1	Waikato School of Hairdressing Limited	100%
5	New Zealand Management Academies	98%
6	The College of Future Learning NZ Ltd	97%
7	Bay Agricultural Training Limited	97%
8	Maniapoto Training Agency	94%
9	The Hairdressing College	89%
10	Sir George Seymour College	89%
11	Te Kotahitanga E Mahi Kaha Trust	88%
12	Nelson Training Centre	87%
13	Kapiti Skills Centre	86%
14	Pacific Coast Technical Institute	86%
15	The Methodist Mission	84%
16	FEATS Ltd	82%
17	The Cut Above Academy Limited	82%
18	Fairview Educational Services Limited	79%
19	Palmerston North School of Design Ltd	78%
20	Servilles Academy Limited	77%
21	New Zealand Institute of Sport	74%
22	Education Action Limited	73%
23	Lakeland Learning Company Limited	72%
24	Capital Training	72%

Student Progression to Higher Level Study

This measure shows the proportion of students in a given year who progress to study at a higher level after completing a qualification at levels 1 - 4.

Median: **



Students Retained in Study

This measure shows the proportion of students in a given year that complete a qualification or re-enrol at the same tertiary education organisation in the following year.

Median: **

** Not available for Youth Guarantee in 2013.

Disclaimer: The results in this report are generated from data submitted by Tertiary Education Organisations. While efforts have been made to verify the information, the Tertiary Education Commission does not attest to the accuracy or completeness of the results.



Te Kotahitanga Training

Organisation Type: Private Training Establishment

Year: 2013 Fund: Youth Guarantee

Successful Completion of Courses

This measure shows the proportion of courses in a given year that are successfully completed.

Median: 61%

25	Land Based Training Limited	75%
26	Ngati Awa Tertiary Training Organisation	75%
27	Ag Challenge Limited	75%
28	Enrich+	74%
29	Kapiti Skills Centre	73%
30	SENZ Training and Employment Centre	73%
31	The College of Future Learning NZ Ltd	73%
32	Employ NZ	72%
33	Trade and Commerce Centre	72%
34	School of Business Ltd	72%
35	Training For You Limited	72%
36	Education Action Limited	71%
37	BEST Pacific Institute of Education Ltd	71%
38	Sobieski Consultants (Training Division)	70%
39	Kokiri Training Centre	70%
40	Te Rapunga o Poutama	69%
41	Corporate Academy Group	69%
42	Avon City Ford Training Services	68%
43	FEATS Ltd	68%
44	Bounce Back Training	68%
45	MSL Training Ltd	68%
46	Hawera Training Centre Trust	67%
47	People Potential Limited	67%
48	Computer Education Solutions Limited	66%

Completion of Qualifications

This measure shows the proportion of students in a given year who complete a qualification.

Median: 48%

25	Taranaki Educare	72%
26	Responsive Trade Education Limited	71%
27	Agriculture New Zealand	70%
28	SENZ Training and Employment Centre	68%
29	Land Based Training Limited	67%
30	People Potential Limited	67%
31	School of Business Ltd	65%
32	Employ NZ	64%
33	MSL Training Ltd	64%
34	New Zealand Career College Ltd	63%
35	G & H Training	63%
36	Horizon Education Limited	63%
37	Premier Hairdressing Academy	62%
38	Workforce Development Limited	61%
39	Auckland Hotel & Chefs Training School	61%
40	Avon City Ford Training Services	58%
41	Harrington\Vaughan Academy of Hairdress	58%
42	Training For You Limited	56%
43	ATC New Zealand	55%
44	Avonmore Tertiary Institute	55%
45	Advance Training Centres	54%
46	Auckland City Training School	53%
47	Skills Update Training Institute	53%
48	Martin-Hautus	53%

Student Progression to Higher Level Study

This measure shows the proportion of students in a given year who progress to study at a higher level after completing a qualification at levels 1 - 4.

Median: **

Students Retained in Study

This measure shows the proportion of students in a given year that complete a qualification or re-enrol at the same tertiary education organisation in the following year.

Median: **

** Not available for Youth Guarantee in 2013.

Disclaimer: The results in this report are generated from data submitted by Tertiary Education Organisations. While efforts have been made to verify the information, the Tertiary Education Commission does not attest to the accuracy or completeness of the results.



Te Kotahitanga Training

Organisation Type: Private Training Establishment

Year: 2013 Fund: Youth Guarantee

Successful Completion of Courses

This measure shows the proportion of courses in a given year that are successfully completed.

Median: 61%

49	Advance Training Centres	66%
50	Turanga Ararau	65%
51	Taranaki Educare	65%
52	Harrington\Vaughan Academy of Hairdress	65%
53	G & H Training	62%
54	ATC New Zealand	62%
55	Auckland Hotel & Chefs Training School	61%
56	Skills Update Training Institute	61%
57	Workforce Development Limited	61%
58	EnterpriseMIT	61%
59	Avonmore Tertiary Institute	61%
60	Premier Hairdressing Academy	59%
61	Capital Training	57%
62	Auckland City Training School	57%
63	Pacific Coast Technical Institute	55%
64	SPI Institute Limited	54%
65	Te Kaupapa Training Limited	54%
66	Morrinsville Training Centre Ltd	54%
67	Hair to Train	52%
68	Horizon Education Limited	52%
69	Kokiri Marae Keriana Olsen Trust	51%
70	Te Kotahitanga E Mahi Kaha Trust	51%
71	Maniapoto Training Agency	51%
72	Community Colleges New Zealand Ltd	51%

Completion of Qualifications

This measure shows the proportion of students in a given year who complete a qualification.

Median: 48%

49	Turanga Ararau	51%
50	Hair to Train	50%
51	Hawera Training Centre Trust	49%
52	BEST Pacific Institute of Education Ltd	48%
53	Trade and Commerce Centre	47%
54	Sobieski Consultants (Training Division)	47%
55	Mara Marketing Limited	46%
56	SPI Institute Limited	44%
57	Morrinsville Training Centre Ltd	43%
58	Career NetWork Ltd	43%
59	U Turn Community Training Services	43%
60	Taratahi Agricultural Training Centre	43%
61	Bounce Back Training	42%
62	The Salvation Army Employment Plus	42%
63	Ag Challenge Limited	42%
64	Ngati Awa Tertiary Training Organisation	40%
65	Computer Education Solutions Limited	40%
66	Front-Line Training Consultancy Limited	39%
67	Te Rapunga o Poutama	38%
68	National Trade Academy Ltd	36%
69	Advanced Training Academy Limited	35%
70	Community Colleges New Zealand Ltd	34%
71	Kokiri Marae Keriana Olsen Trust	34%
72	Kokiri Training Centre	32%

Student Progression to Higher Level Study

This measure shows the proportion of students in a given year who progress to study at a higher level after completing a qualification at levels 1 - 4.

Median: **

Students Retained in Study

This measure shows the proportion of students in a given year that complete a qualification or re-enrol at the same tertiary education organisation in the following year.

Median: **

** Not available for Youth Guarantee in 2013.

Disclaimer: The results in this report are generated from data submitted by Tertiary Education Organisations. While efforts have been made to verify the information, the Tertiary Education Commission does not attest to the accuracy or completeness of the results.



Te Kotahitanga Training

Organisation Type: Private Training Establishment

Year: 2013 Fund: Youth Guarantee

Successful Completion of Courses

This measure shows the proportion of courses in a given year that are successfully completed.

Median: 61%

73	C Hayes Engineering Training Division	50%
74	HLC	49%
75	Te Kokiri Development Consultancy Inc	49%
76	Taratahi Agricultural Training Centre	48%
77	Front-Line Training Consultancy Limited	48%
78	Fashion and Faces International	47%
79	Lakeland Learning Company Limited	45%
80	Career NetWork Ltd	44%
81	Future Skills Academy Limited	42%
82	2 Meke Training Limited	39%
83	Ngati Ruanui Tahua Iwi Authority Inc	38%
84	ACTS Institute of New Zealand	38%
85	Academy Group (NZ) Limited	38%
86	Trade Education Limited	38%
87	The Salvation Army Employment Plus	37%
88	Advanced Training Academy Limited	35%
89	VETEL	34%
90	Dunedin Training Centre	34%
91	Metal Tech Education Ltd	34%
92	KAAT Trust	33%
93	National Council of YMCAs of New Zealand	33%
94	Quality Training Services	32%
95	Orongomai Marae Community Centre Trust	31%
96	Kershaw Training Enterprises	30%

Completion of Qualifications

This measure shows the proportion of students in a given year who complete a qualification.

Median: 48%

73	2 Meke Training Limited	32%
74	Academy Group (NZ) Limited	32%
75	Trade Education Limited	30%
76	Target Education	28%
77	Te Kokiri Development Consultancy Inc	28%
78	Kershaw Training Enterprises	27%
79	Regent Training Centre Limited	26%
80	Ngati Ruanui Tahua Iwi Authority Inc	25%
81	Metal Tech Education Ltd	22%
82	Future Skills Academy Limited	22%
83	KAAT Trust	21%
84	Te Kotahitanga Training	21%
85	HLC	21%
86	New Zealand Equine Training Limited	20%
87	Greymouth Life Learning Centre	20%
88	Quality Training Services	20%
89	Te Kaupapa Training Limited	18%
90	Orongomai Marae Community Centre Trust	16%
91	VETEL	16%
92	Fashion and Faces International	14%
93	YWCA Christchurch Inc	13%
94	Gisborne Development Incorporated	12%
95	National Council of YMCAs of New Zealand	12%
96	Westport Deep Sea Fishing School	12%

Student Progression to Higher Level Study

This measure shows the proportion of students in a given year who progress to study at a higher level after completing a qualification at levels 1 - 4.

Median: **

Students Retained in Study

This measure shows the proportion of students in a given year that complete a qualification or re-enrol at the same tertiary education organisation in the following year.

Median: **

** Not available for Youth Guarantee in 2013.

Disclaimer: The results in this report are generated from data submitted by Tertiary Education Organisations. While efforts have been made to verify the information, the Tertiary Education Commission does not attest to the accuracy or completeness of the results.



Te Kotahitanga Training

Organisation Type: Private Training Establishment

Year: 2013 Fund: Youth Guarantee

Successful Completion of Courses

This measure shows the proportion of courses in a given year that are successfully completed.

Median: 61%

97	Matapuna Training Centre	28%
98	VisionWest Community Trust	25%
99	Regent Training Centre Limited	24%
100	Business Management School Limited	24%
101	Maata Waka Enterprises	24%
102	Whakato Te Matauranga	19%
103	Gisborne Development Incorporated	18%
104	YWCA Christchurch Inc	18%
105	Abel Tasman Educational Trust	17%
106	Waitaki Training	17%
107	Te Arawa Lakes Trust	16%
108	Tautoko Work Trust	16%
109	Te Kotahitanga Training	13%
110	River City Training Academy (2006) Ltd	10%
111	ITTI	8%
112	Wai Ora Christian Community Trust	7%
113	Golden Bay Work Centre Trust	7%
114	South Pacific Academy of Education	6%
115	Greymouth Life Learning Centre	2%
116	Travel Careers & Training Limited	0%
116	Tupoho Whanau Trust	0%

Completion of Qualifications

This measure shows the proportion of students in a given year who complete a qualification.

Median: 48%

97	Dunedin Training Centre	11%
98	ACTS Institute of New Zealand	11%
99	Business Management School Limited	10%
100	Whakato Te Matauranga	5%
101	VisionWest Community Trust	3%
102	Tautoko Work Trust	3%
103	Abel Tasman Educational Trust	
103	C Hayes Engineering Training Division	
103	Enrich+	
103	EnterpriseMIT	
103	Golden Bay Work Centre Trust	
103	ITTI	
103	Maata Waka Enterprises	
103	Matapuna Training Centre	
103	River City Training Academy (2006) Ltd	
103	South Pacific Academy of Education	
103	Te Arawa Lakes Trust	
103	Travel Careers & Training Limited	
103	Tupoho Whanau Trust	
103	Wai Ora Christian Community Trust	
103	Waitaki Training	

Student Progression to Higher Level Study

This measure shows the proportion of students in a given year who progress to study at a higher level after completing a qualification at levels 1 - 4.

Median: **

Students Retained in Study

This measure shows the proportion of students in a given year that complete a qualification or re-enrol at the same tertiary education organisation in the following year.

Median: **

** Not available for Youth Guarantee in 2013.

Disclaimer: The results in this report are generated from data submitted by Tertiary Education Organisations. While efforts have been made to verify the information, the Tertiary Education Commission does not attest to the accuracy or completeness of the results.